

THE CLH HANDBOOK

—2023-24 Edition—



**CHRISTIAN
LIBERTY**
HOMESCHOOLS

Copyright © 2023 Christian Liberty Press

2023-24 Edition

revised 09/01/23

All Bible quotations from the NKJV

All rights reserved. Unless otherwise indicated, no part of this handbook may be reproduced or transmitted in any form or by any means, electronic or mechanical, without written permission from the publisher. Brief quotations embodied in critical articles or reviews are permitted.

Families enrolled in Christian Liberty Homeschools may make copies of forms as needed for their own use without prior authorization.

A publication of

Christian Liberty Press

502 West Euclid Avenue

Arlington Heights, Illinois 60004-5402

Edited by Larry Hovde

Layout by Bob Fine

Cover Photo © Design Pics

Printed in the United States of America

—Contents—

Introduction to the Christian Liberty Homeschools (CLH) Program.....	5
From the Pastor.....	7
Enrolling with CLH	9
Getting Started	15
Money Matters.....	19
 Operating Your Christian Liberty Home School.....	 25
Getting Organized.....	27
Course Instructions.....	33
Curriculum Assignment.....	35
High School Curriculum	39
Book Reports.....	45
Teacher/Student Support.....	49
School Records.....	51
Submitting Your Work.....	53
Our Grading System.....	57
Report Cards	61
Graduation.....	65
Transcripts.....	67
Dealing with Public School Officials.....	70
 Appendices	 71
Appendix A: School Spirit	73
Appendix B: CLASS Forms.....	77
 Glossary	 91
 Index	 93

Top 10 Things to Remember

1. **My Family ID:** _____
2. **Use Family ID and Student ID when calling or writing CLH; include signature of head-of-household or spouse on all correspondence** (*pages 15, 16, 67-69*).
3. **Send correspondence for different departments in separate envelopes** (*page 16-17*).
4. **Use Student ID labels on all non-scannable work you submit to CLH** (*pages 53, 54, 55*).
5. **Submit all daily work only after a course is completed. Submit tests periodically during the year, or as soon as each test is completed if you wish to receive the greatest benefit from the feedback services we offer.** (*pages 50, 54, 57*).
6. **Make copies of tests, papers, and reports, and at least 25% of daily work before you mail the originals to CLH** (*pages 50-55*).
7. **To confirm that CLH received your package, include a self-addressed stamped envelope** (*page 53*).
8. **Report cards are mailed 4–6 weeks after the end of each quarter** (*page 61*).
9. **Answer keys are for parent/teacher use only. Students should never see them** (*page 59*).
10. **You may purchase a maximum of 3 extension quarters per grade level** (*page 20*).

***Introduction
to the
CLH
Program***

From the Pastor

Dear Friend,

Proverbs 22:6 commands us, “Train up a child in the way he should go, and when he is old, he will not depart from it.” This verse has been at the heart of our educational ministry for over 50 years. We have also placed this important verse on a sign in front of our school building. Christian parents have an incredible responsibility to train their children in the way of God’s truth, His Law and Gospel.

Deuteronomy 6:6–9 shows that Christian parents cannot fulfill their responsibility simply by sending their children to Sunday School once a week. God has set the standard much higher.

“And these words which I command you today shall be in your heart. You shall teach them diligently to your children, and shall talk of them when you sit in your house, when you walk by the way, when you lie down, and when you rise up. You shall bind them as a sign on your hand, and they shall be as frontlets between your eyes. You shall write them on the doorposts of your house and on your gates” (Deuteronomy 6:6–9).

Paul’s commands in Ephesians 6 shows that in the New Testament, the same calling is given to parents.

“And you, fathers, do not provoke your children to wrath, but bring them up in the training and admonition of the Lord.” Ephesians 6:4

Christian education is not merely an option but an absolute necessity. Children must be given an education based on Jesus Christ. The so-called “public” schools will not help Christian parents fulfill their God-given responsibilities.

We are grateful that you have chosen the better way, and that you have chosen us to partner with you in educating your children in the training and admonition of the Lord Jesus Christ. The CLASS program has been designed to help parents obey God’s Word in training their children in the way they should go. A Christian education must also encourage academic excellence. We receive many letters from parents telling us that, through our program, their children have not only developed good Christian character but have excelled academically.

You already know that Christian Liberty Homeschools is affordable. We also provide academic accountability to help busy parents stay on track while offering a flexible schedule and course alternatives.

We are most pleased that you have begun with CLH. We believe you will find many reasons to continue your partnership with us through high school graduation.

In His Service,

Calvin Lindstrom

Pastor Calvin Lindstrom
 Superintendent of Schools
 Christian Liberty Academy School System

About us

Christian Liberty Academy School System is a ministry of the Church of Christian Liberty in Arlington Heights, Illinois.

Our educational ministries were founded in 1967 by Dr. Paul Lindstrom (1939–2002), a pioneer of the modern home school movement. Today, Christian Liberty Academy School System remains an independent and non-denominational K–12 Christian education ministry serving thousands of families each year. It encompasses our on-campus day academy *Christian Liberty Academy*, our off-campus homeschool academy *Christian Liberty Homeschools*, and our educational publishing ministry *Christian Liberty Press*.

CHRISTIAN LIBERTY HOMESCHOOLS (CLH)

OUR MISSION

The mission of Christian Liberty Homeschools is to provide Christian parents with excellent educational products and services that will enable them to renew their children’s minds and thus transform the world for the glory of God.

CLH has helped over 100,000 families throughout the United States and around the world to get started—and persevere—in home schooling. Our CLASS Administration Plan enrollments are accredited by the National Association of Private Schools, and its graduates are being accepted by leading colleges, universities, and military academies.

Enrolling with CLH

CHOOSING THE RIGHT PLAN

CLH provides increased flexibility by offering two homeschooling plans—the CLASS Administration Plan and the Family Administration Plan. Both plans include individual achievement testing and a curriculum designed for your student.

CLASS ADMINISTRATION PLAN

Under the CLASS Administration Plan (CLASS Plan), Christian Liberty grades the student's tests, issues report cards and transcripts, maintains the student's cumulative records, awards a certificate upon completion of kindergarten, and issues diplomas when students graduate from eighth and twelfth grades.

FAMILY ADMINISTRATION PLAN

Under the Family Administration Plan (Family Plan), you do the grading, issue your own report cards, diplomas, and transcripts, and keep your own records. Therefore, we do not send Student ID labels or Report and Identification sheets for Family Plan enrollments.

If you enroll your student in the Family Plan, you will not send tests or daily work to CLH for grading, and your student does not receive official course credit, diplomas, or transcripts from Christian Liberty Academy. Consequently, if you face a legal challenge, we are not able to write to local school officials or testify in court verifying your student's academic standing. Any letters we send to local school officials will verify only that you have purchased our curriculum, guidance materials, and corresponding services, and are administering our program under your own supervision at home. The Home School Legal Defense Association (HSLDA) handles legal challenges, communication with school officials, and any court action, for families who join the Association. See page 70 for more information about HSLDA.

TRANSFERRING BETWEEN PLANS

It is permissible to have some students enrolled either in the CLASS Administration Plan and others in the Family Administration Plan. When you enroll a student in either the CLASS Administration Plan or the Family Plan, however, the student must remain in that plan for the entire grade level.

If you transfer a student from the CLASS Administration Plan at one grade level into the Family Plan for the next grade level, and wish us to send you the cumulative records, notify CLH in writing at the time of enrollment. If you wish to transfer a student (grades 1–9) from the Family Plan at one grade level to the CLASS Administration Plan for the next grade level, you must complete one of our achievement tests. If the student is enrolling in grades 10–12 (CLASS Administration Plan), you must complete one of our achievement tests and submit a comprehensive, credible academic transcript, including grades and course credit, along with your student's enrollment form. If you need help producing your own transcript, we provide a packet called High School Transcript for Independent Home Schoolers. It is available at www.homeschools.org/transfer-requirements, or you can email or call CLH Customer Service.

Students will be accepted from the Family Plan into the CLASS Administration Plan based upon our achievement tests, and receipt and acceptance of appropriate school records. CLH reserves the right to deny acceptance of any or all courses or credits issued by any school.

Before completing enrollment applications for either plan, please read the following sections. Include any special curriculum requests with your enrollment form.

ENROLLMENT PROCEDURE

BY MAIL

Complete the enrollment application (contact CLH if you do not have one), attach payment for the full tuition amount, and mail both to CLH. Payment by check or money order must be made in U.S. funds and drawn on a U.S. bank, payable to Christian Liberty Academy. Tuition may also be paid by VISA, MasterCard, or Discover card. We do not send C.O.D. or on-approval orders.

BY FAX

You may enroll with a charge card (VISA, MasterCard, or Discover card) by FAX at **(847) 259-1297**. FAX the completed enrollment application, making sure you include your charge card number, expiration date, amount to be charged to your card, and signature.

ONLINE

To enroll online, visit our Web site at **www.homeschools.org** and click on the **Enroll Now** button. Choose the grade level that you want, fill in the student and course information, and add it to your shopping cart. Achievement testing, evaluation, and all materials are included with the CLASS Administration Plan or Family Plan enrollment grade level so there is no reason to order them separately.

PHONE

If you need help enrolling, we have an Enrollment Specialist that can help you by phone. Simply call 1 (800) 348-0899, extension 1, and ask for the Home School Enrollment Specialist.

CLASS ADMINISTRATION PLAN OVERVIEW

As you establish your own school, you will receive the following:

1. A curriculum designed for your child based on an achievement test you administer in your home, previous academic records, and any course choices you make.
2. An annual basic skills testing program.
3. Grading and record keeping services with regular report cards sent to your home.
4. Assistance, if necessary, in dealing with school authorities and the law. CLH families have experienced very few problems.
5. Academic credit from the Christian Liberty Academy School System in Arlington Heights, Illinois for high school students enrolled in the CLASS Administration Plan.
6. Academy Certificate of Promotion upon successful completion of kindergarten. Academy diploma upon graduation from eighth and twelfth grades.
7. Guidance materials to help organize your home school.
8. Helpful assistance year-round. If you have a problem or question, email, call, or write our Customer Service Department for help.
9. Students in grades 9–12 receive a student identification card with their curriculum. Your ID card is for your personal use only. If your card needs replacement, you must notify us by email or in writing.

FAMILY PLAN OVERVIEW

As you establish your own school, you will receive the following:

1. A curriculum designed for your child based on an entrance test you administer in your home, previous academic records, and any course choices you make.
2. An annual basic skills testing program.
3. Guidance materials to help organize your home school.
4. Helpful assistance year-round from our Customer Service Department.



KINDERGARTEN / FIRST GRADE

Our Standard Kindergarten Program is designed to teach four and five-year-olds basic reading, writing, and math. For most children, it will provide sufficient instruction to prepare them for the first grade. This program is challenging enough for even an exceptionally bright child.

Our Advanced Kindergarten Program is designed for students who can read full sentences, count to 100, and complete single-digit addition and subtraction problems, but whose parents would prefer not to enroll them in first grade. If you enroll in the Advanced Kindergarten Program, but find it too difficult, there will be a charge to convert your student's curriculum to the Standard Kindergarten Program. You must return all course materials to CLH prior to the exchange. Please contact CLH Customer Service for full details.

You need not wait for verification of completion or the kindergarten certificate before going on to first grade. Unless we notify you otherwise, you may re-enroll your child into the first grade about two months before you are ready for new materials. For young children who lack maturity or skills after one year of kindergarten, a second year of kindergarten, standard or advanced, may be worth the extra time and effort.

SECOND THROUGH TWELFTH GRADE

SCHOOL RECORDS

You should be aware that college-bound students will need credible high school academic records to present to the college of their choice along with their ACT or SAT scores. You may keep your own records of your student's high school years, or enroll in the CLASS Administration Plan during high school. Students enrolled in the CLASS Administration Plan have formal academic records and graduate from a school whose students have been accepted by many colleges and universities.

PRE-TESTING

Re-enrolling students normally receive their achievement tests along with their new curriculum, rather than in an initial shipment, because pre-testing is usually not necessary for re-enrolling students. In certain instances, however, you may elect to have your student pre-tested.

CHOOSING COURSES

CLH is unique among full service home school high school programs in that we offer you the opportunity to participate substantially in constructing your student's curriculum within the twenty credits required for graduation. If you are enrolling your high school student in either the CLASS Administration Plan or Family Plans, simply choose from the available options online or include your course choices in the Comments section of the paper enrollment application. As long as your student qualifies for the courses based on entrance test scores, academic records, and necessary prerequisites, CLH will assign the course. If the course is chargeable, we will bill your account when your books are shipped. Chargeable course fees and availability are subject to change without notice.

TRANSFERRING TO CLH

When transferring from another school to CLH, you should send your enrollment to CLH at least four weeks before you remove your child from his current school. This will help avoid gaps in his schooling. If you enroll your child during the summer, you should write to the previous school stating that your student has transferred to a private school and will not be returning.

If you remove your child from his previous school during the school year, we suggest that you make a Friday the last day in school. Simply write a letter to the previous school stating that, as of the following Monday, your child will be enrolled in a private school and will not be returning.

CLH will not send for previous school records for students entering grades one through nine unless you include a specific request with your student's enrollment. We will automatically send a written request for records when students enter tenth through twelfth grade.

CURRICULUM DELIVERY


The chart below shows approximate curriculum delivery times for re-enrolling students. For students who are pre-testing, including new and re-entering students, the delivery times below are measured from the time we receive your completed achievement test.

Season	Activity	Continental U.S.	Foreign
November—February	Our slow season	3 weeks	6 weeks
March—June	Becoming busy	4 weeks	6 weeks
July—October	Very busy	4–5 weeks	7 weeks

If you plan to enroll more than one child, sending all the enrollments together will speed the process. Sending enrollments separately may cause delays in family shipments.

SHIPPING DATE/ENDING DATE (CLASS ADMINISTRATION PLAN)

On your Master Assignment Sheet (packing list) there is a *date shipped* entry. Compare it to the chart below to find the date on which your school year ends. Each student has at least one year to complete a grade level. Mark your student's ending date on his Master Assignment Sheet for future reference.



If your books were shipped...

between June 17–October 31

between November 1–January 27

between January 28–April 7

between April 8–June 16

as an Early Bird enrollment

Then your time ends...

October 31 ... of the following year.

January 27 ... one year later.

April 7 ... of the following year.

June 16 ... of the following year.

October 31 ... of the following year.

Many students plan to finish their courses in nine or ten months, but we do allow a full twelve months or more from your shipping date as indicated above. We do encourage you to finish at least one quarter ahead of your ending date, if possible, in order to receive timely report cards and transcripts. For information on time extensions, see "Extensions" under *Money Matters*.

RE-ENROLLMENTS

You may re-enroll your student into the next grade level even if he is not finished with his current grade level. He must, however, successfully complete all work from the previous grade level in order to be officially promoted. Students enrolled in the 11th or 12th grades may not be enrolled in more than two grade levels at one time.

ENGLISH FLUENCY REQUIREMENT

CLH materials are in the English language. We require that the individual initiating any communications with CLH concerning a particular student be the parent or legal guardian. Therefore, parents not sufficiently fluent in English to communicate with CLH or to instruct, supervise, and evaluate their student, must appoint someone knowledgeable in English to provide the academic and administrative oversight required by CLH policies. Such a person must be a responsible adult (over 18 years of age) authorized by the parent or legal guardian and registered with CLH by means of the Authorization Form (found in Appendix C of this Handbook.)

Getting Started

Item	Book #1	Book #2	Number
Language	1	2	7 TESTS
Grammar	1	2	A Answer Key
Composition	1	2	12 TESTS
Government	1	2	A Answer Key
U.S. History	1	2	12 TESTS
Science	1	2	A Answer Key
Physical Ed.	1	2	7 TESTS
Art	1	2	A Answer Key
Music	1	2	A Answer Key

The first thing you should do when you receive your course materials is confirm that you have received everything. One of the items in your package is a Master Assignment Sheet (packing list). Check the materials you received against this list.

If any items are missing, check the column marked “A” next to the item in question to see if you need to contact CLH. As noted in the key at the bottom of the packing list, items marked “D” or “C” are intentionally not shipped. “B” items—those that have been back-ordered—will be shipped to you as soon as they arrive at CLH.

You should notify CLH within thirty days of the ship date if items are missing that do not have one of these codes, or if you believe that a code was issued in error. Contact Customer Service at custserv@homeschools.org or by phone at 800-348-0899 extension 1.

FAMILY ID AND STUDENT ID

Your Family ID and Student ID numbers are located at the top of your packing list. They also appear on your student report cards, account statements, and transcripts.

These numbers identify you and your student to our staff whenever you call, write, email, or fax. They are also used to determine whether we will release information to someone who has called CLH for information (a signature is required for most requests). Therefore it is important that the numbers are shared only with people directly involved in your homeschool.


CONFIDENTIALITY

Whether you call, write, or email, all requests must be made by the head-of-household or spouse, as listed on the most recent enrollment application, or other authorized person as shown in our records. You will be asked for your Family ID or Student ID, and your name. To insure complete confidentiality, CLH will not investigate any request made by unauthorized third parties, no matter how harmless the request may seem.

In order to add or remove a person from the list of those who are authorized to access your family and student information, use the Authorization Form found in Appendix C.

READ THE HANDBOOK!

Once you confirm that you have everything, your second task is to read this handbook. Besides helping you understand how to work with the ministry team at Christian Liberty, this handbook contains the answers to most of your questions. Spending a few minutes now may make it unnecessary to call or write to us.



COMMUNICATING WITH CLH

If you cannot find the answer to your question in this handbook, you may call, write, email, or fax our Customer Service Department for general guidance. Often, you can communicate most effectively and inexpensively by using one of the convenient forms in Appendix C. These forms are also easy to access through our Web site and many can be submitted online.

Blank forms from this handbook should be photocopied before use to preserve the original. If you need additional blank forms, contact our Customer Service Department.

Most departments handle requests in the order they are received, whether they were sent by phone, mail, email, or fax. Requests that require research, however, are handled in order of their priority based on a variety of criteria. Depending on the time of year, such requests may take several weeks. If we have not responded to your inquiry within a reasonable time period, please contact us.

TIPS WHEN EMAILING

1. Use our email address, which is custserv@homeschools.org.
2. Include your Family ID and Student ID in your correspondence.
3. Address your message to the attention of the appropriate department (see #4 in “Tips When Writing” below). This can be done in either the subject line or at the start of your message.
4. Include your address and phone number in your message so we can respond appropriately.

TIPS WHEN CALLING

1. Use our main telephone number, which is **(800) 348-0899** or **(847) 385-2029**.
2. When the auto-attendant answers, press “1” for our Customer Service Department. The first available Customer Service representative will answer your call in the order it was received.
3. Make sure you have your Family ID and Student ID handy, since our Customer Service representatives will not be able to help you if you cannot provide this information.
4. Use the Customer Service call log, found in Appendix C, to record the date you called, the name of the representative with whom you spoke, the nature of your request, and the result.

TIPS WHEN WRITING

1. Use our mailing address: Christian Liberty Homeschools, 502 West Euclid Avenue, Arlington Heights, Illinois 60004-5402.
2. Send your correspondence in a separate envelope. Do not mail it with your student’s work.
3. Include your Family ID and Student ID.
4. Address your envelope to the attention of the appropriate department (see following chart).

The following chart will help you direct your letters:

Department	Type of Question
Customer Service	general questions regarding CLH and its services
Customer Service Research	report card adjustment requests and retakes
Curriculum	curriculum adjustment requests; lost book replacements; special curriculum requests
Enrollment	status of enrollments; permanent address and phone number changes; withdrawing from CLH
Finance Office	submitting payments; settling account problems
Research & Development	content of Christian Liberty-produced texts, tests, and teaching materials; suggestions for future courses
Transcript	requesting a transcript for a new school

TIPS WHEN FAXING

CLH OFFICES

1. Faxed correspondence should be submitted with the same information as mailed letters—include your name, Family and Student IDs, and the department to which you want the fax directed.
2. Remember that a fax, by definition, is a photocopy. **Faxes are not originals.** Do not fax a document (e.g., CAT answer sheet or West Point application form) that must be treated as an original; mail it instead. Similarly, if you want us to fax a document (e.g., a transcript) to you or another school, make sure a photocopy will be accepted prior to making your request.
3. Do **not** fax coursework or tests to CLH. Course materials must be received in their original form. Tests and R&I sheets will not be accepted by fax unless prior approval has been granted.
4. To contact CLH by fax, dial (847) 259–2443

ENROLLMENT APPLICATIONS AND BILLS

1. Faxed enrollments must be paid by charge card (VISA, MasterCard, or Discover card). Payments for other services may also be made at this number, provided the payment is made with an acceptable charge card.
2. You may fax your enrollment applications and payments by dialing (847) 259–1297.

CLH WEBSITES

HOMESCHOOLS.ORG

For people who want to find out about what we offer. This is also where you can enroll or reenroll your students.

Our email address is custserv@homeschools.org.



SUPPORT.HOMESCHOOLS.ORG

This section of our Web site contains many of our Handbook policies and procedures, as well as an Algebra tutorial and a resource library. Portions of this section require a password, which you should have received upon enrollment.

CLH Support also provides online access to all the forms currently available in appendix C of this Handbook, plus many more.




TOLL-FREE INFORMATION PACKET SERVICE

When you recommend our homeschool services to family and friends, direct them to our Web site at www.homeschools.org where they can click on **Free Info** to obtain an information packet. Alternatively, they may call toll-free **(800) 348-0899** for an information packet.

Money Matters

TUITION AND PAYMENTS



Tuition for the CLASS Administration Plan covers enrollment, achievement testing, curriculum development, textbooks, tests, this handbook, grading, report cards, diplomas, initial transcripts, and legal information. There is no discount for multiple students in one family, or for several families working together.

Tuition is the same for new enrollments or re-enrollments. Tuition prices are subject to change, so please check online at www.homeschools.org or contact our Customer Service Department at **(800) 348-0899, extension 1** for current prices before you enroll.

Tuition for the Family Administration Plan covers enrollment, achievement testing, curriculum development, textbooks, tests, and this handbook. Under the Family Plan, we do not provide grading, report cards, diplomas, or transcripts.

When enrolling, payment must accompany the application. On-line or faxed enrollments must be paid by charge card. You may also pay by check or Money Order when enrolling by mail. Once your student is enrolled, tuition and other payments may be made by check, money order, or charge card (VISA, MasterCard, or Discover card). Mailed payments, should be sent by First Class mail to the attention of the Finance Office. Payment by check or money order must be in U.S. dollars and drawn on a U.S. bank. Include your family name and family ID on the check or money order. Clearly identify payment amounts as tuition, extension fees, etc., by noting them on the comment line of the check or money order. Do not send payments with work submitted for grading. You may make payments on-line by clicking the “Pay My bill” button on homeschools.org/support. You may also pay by phone by calling our Customer Service Department at (800) 348-0899, extension 1 using Visa, MasterCard, or Discover.

All payments are due thirty (30) days from the date an item is shipped or from the date billed on your monthly account statement. If you live outside the United States, Mexico, or Canada, you have sixty (60) days to pay the current amount due.

To reduce postage costs, we will not mail monthly account statements for families who owe less than \$5.00. Neither will we assess delinquency fees in such cases. Nevertheless, you are still responsible to pay balances under \$5.00.

REFERRAL PROGRAM

You may reduce the cost of education for your own children by letting other families know about CLH. For each new family who enrolls in CLH due to your recommendation, we will send you a tuition voucher worth \$50 off your next enrollment.

To obtain your voucher, just do these two simple things:

1. Give a friend a copy of our full-color Christian Liberty Homeschools brochure that you received with your curriculum and tell them about CLH.
2. After your friend enrolls, send in a referral form. (See Appendix C of this Handbook for a referral form. Referral forms are also available for download at our Web site. Click *Enrolling/Referral Program*.)

Recommend as many families as you wish; we will send you a voucher for each new family who enrolls. There is no limit to the number of vouchers you may use toward an enrollment, so the more families you recommend, the more you save. You may also minister to another family by giving them one of your vouchers to use towards their enrollment.

TIME PAYMENT PLAN

If you are enrolling in the CLH Plan and are unable to pay your tuition in full at the time of enrollment, you may arrange for a time payment plan. Call Customer Service for a Time Payment Agreement form. The completed form and down payment must be submitted with the enrollment application. No outstanding balances, extension fees, or subsequent charges may be added to the Time Payment Agreement. When you send an installment payment, mark the envelope "Attn: Finance Office." Subsequent additional charges must be paid in full within thirty (30) days of billing.

Outstanding balances must be paid prior to reenrollment. Family Plan enrollments are not eligible for our time payment program.

HARDSHIP

If you need more than six months to pay for your enrollment, submit a written hardship appeal to the attention of the Finance Office, documenting your need. Include letters from doctors, pastors, employers, or court officers, which confirm your need.

FEES

DELINQUENCY FEES

You must pay the Amount Due on your monthly statement by the 20th of the following month (families in foreign countries have an additional month to pay). Delinquent accounts will be charged \$2.00 per month until the account is current. If the family account is delinquent, CLH will not send report cards, transcripts, or diplomas, or process any other forms such as insurance discount forms or Social Security forms. Payments intended to purchase extension quarters will be applied first to any delinquent balance rather than extending the grade level. We reserve the right to return cumulative records to the previous school if an account is delinquent.

DIPLOMA REPLACEMENT

The cost to replace a missing or damaged high school diploma is \$15.00. Presentation jackets are also available for an additional \$10.00. Replacement copies of the eighth grade diploma, the special status Certificate of Completion, and the Kindergarten and Advanced Kindergarten certificates, are \$5.00 each.

CHARGEABLE COURSES

Some courses that are available at the junior high and high school levels may carry additional fees. Chargeable course fees and availability are subject to change without notice. For current information about available chargeable courses, visit www.homeschools.org/view-curriculum, or contact CLH Customer Service.

EXTENSIONS

Christian Liberty allows a maximum of three extension quarters beyond the four standard quarters for a student to submit all work for a grade level. This means that a student may be granted seven full quarters to complete a grade level. The fee is currently \$35.00 per extension quarter to remain actively enrolled in a grade level. This fee is required whether or not work has been submitted in that quarter. Extension fees should be sent to the attention of the Finance Office before the student's ending date. You do not receive an automatic extension of time for courses supplied to you after your initial book shipment. If the end date of your grade level is near and your student has not completed his work, CLH will notify you by letter in advance that you may need an extension quarter. You must complete the proper portion of the letter and return it with the \$35.00 fee (per quarter requested) in order to receive more time. If you do not request an extension, the student will be withdrawn from the grade level on his ending date.

LOST BOOKS OR TESTS

You must bear the cost of reordering materials which you have lost or misplaced. Replacement cost will vary depending on the item. Shipping costs will vary depending on the weight and your location. If your account is current, we can bill you for these items on a 30-day net basis.

RETURNED CHECK SERVICE FEE

If your check fails to clear the bank and is returned for insufficient funds, or for any other reason, we will automatically debit your account \$20.00 to cover the bank's service charge.

TRANSCRIPTS

All CLASS Plan students are eligible to receive one transcript free of charge. Please submit \$5.00 for each subsequent request. The charge to fax or email a document is \$5.00 per destination, per student. A request for us to fax or email a transcript, but not mail it, will still cost \$10.00—\$5.00 transcript fee plus the \$5.00 fax/email charge. Payment must accompany the request.

SHIPPING

CONTINENTAL U.S.

Standard shipping rates apply for delivery to the physical address. All Post Office Box addresses will be shipped via Priority First-Class Mail. Additional charges may apply (See website or application for current rates).

ALASKA, HAWAII, U.S. TERRITORIES, APO, OR FPO ADDRESSES

Materials are sent by Priority First-Class Mail. Additional charges may apply (see website or application for current rates).

FOREIGN ADDRESSES

Due to the high cost of shipping books and materials, foreign missionaries and others who have a home base (home office, sponsoring agency, etc.) in the continental U.S. often send us their home base address, contact person, and telephone number upon enrollment. Shipment to that address by a major carrier will be our standard US rates. In such cases you must arrange final shipment to your foreign address with your home base.

If CLH must ship directly to your foreign address, we will communicate with you about your options, and obtain your approval for the extra expense prior to shipping the materials. You will have sixty (60) days from the billing date to pay these charges.

Shipping charges vary by both carrier and destination. In order to keep our tuition as low as possible, CLH will choose the major carrier (UPS or USPS) that will ship to your address. CLH does not guarantee that subsequent shipments will be sent by the same carrier as your curriculum.

CANCELLATION / REFUND POLICY

If you choose to cancel after enrolling with CLH, please call Customer Service promptly. If you have already submitted the completed entrance test, your call will prevent further processing steps which would decrease your refund. When you call, be sure to record the date and the name of the Customer Service representative with whom you spoke. This call is important, but it does not cancel your enrollment. A signed letter from the family or a cancellation form (mailed or faxed) is *required* before any cancellation is considered official. If CLH does not receive this written documentation, the cancellation will not proceed and no refund will be sent.

CLASS Administration Plan and Family Plan customers have thirty (30) days from the main curriculum shipping date [sixty (60) days for foreign shipments] to cancel from our program and request a tuition refund. If you decide to cancel after you have received your curriculum, call Customer Service and request a Cancellation Kit. **Do not return any materials to CLH before you receive the Cancellation Kit.** This kit contains a Cancellation Letter/Refund Materials Authorization which, when completed and returned to us, serves as your official cancellation letter. This kit also includes a Returned Materials shipping label which *must* be affixed to the outside of the package or envelope you return.

You will be charged for any course materials not returned, so return all *unused* curriculum materials to CLH. If a book has been damaged or has any writing in it, even just a student’s name, it is considered used and should not be returned. Christian Liberty is the final arbiter of whether a course item is considered used. Returned materials that are considered by CLH to be used *cannot* be sent back to the family. The CLH Handbook and the CLASS Lesson Planner are yours to keep.

Your tuition refund for each student canceled will be based on the schedule below. The amounts shown, plus the cost of any used or unreturned materials and any account balance, will be subtracted from your original tuition payment. This refund schedule is subject to change without notice.

If you cancel...	Grades K–12
Prior to CLH sending the placement/achievement test	–\$20
Prior to curriculum development	–\$45
After curriculum has been developed but not shipped	–\$60
Within thirty (30) days after shipping date ^{1,2} (All unused materials must be returned to CLH before a refund will be issued.)	–\$85
More than thirty (30) days past shipping date ^{1,2}	

¹ Sixty (60) days for foreign shipments

² Shipping costs are not refundable

NOTE: Required pre-tests must be completed and returned within ninety (90) days from the date sent. Failure to do so may result in the enrollment being cancelled by CLH without refund. If Christian Liberty cancels your enrollment, any amount remaining in your account after the deductions noted above may be used toward another enrollment within twelve (12) months of the cancellation date. If you do not intend to cancel, please return your completed pre-test to us promptly, or contact us stating the reason for your delay.

If the pre-test is requested but not required, the enrollment will be processed after ninety (90) days as if the pre-test was never requested.

BOOK RETURN POLICY

Occasionally materials need to be returned to us for credit due to cancellation or curriculum adjustments. Returns of any kind must be accompanied by a Book Return Authorization Form available from CLH customer service.

All returned books & materials must be received by CLH in new, unused condition as determined by CLH.

ALL SHIPMENTS

1. Open all your shipments immediately.
2. Check the contents against the Packing List to ensure you have all your books and other course material.
3. Any discrepancies or damage must be reported within 30 days of the ship date!
4. Foreign Shipments have 60 days from the shipment date!

CURRICULUM ADJUSTMENTS

Curriculum Adjustments are permitted within 6 months of enrollment. (Early Bird enrollments will be granted extra time)

Curriculum Adjustment Process:

1. Fill out, and submit, a curriculum adjustment request form.
2. The curriculum adjustment is granted by CLH.
3. The curriculum adjustment materials are processed and shipped to you.
4. You have 30 days from curriculum adjustment ship date to return original materials for credit, if applicable.

**Operating
Your
Christian
Liberty
Home School**


Getting Organized

PLANNING THE YEAR

When you receive your materials check your books, answer keys, and tests against your student's Master Assignment Sheet (packing list) to be sure you received everything.

Planning a full year of schoolwork for your children may seem a formidable task at first. Dividing the work into smaller units, however, makes the task more manageable. Let's do it one step at a time.

Feel free to copy and use the *Planning Worksheet* found on page 92. Start by filling out the Planning Worksheet. With this information in front of you, you are ready to plan your school year. First, decide how many weeks out of the year you want to teach. This is *your* decision! A typical year reduces to the following:



Full Year	Weeks Off	52 weeks
Summer vacation	– 8 weeks	
Christmas break	– 1 week	
Easter/spring break	– 1 week	
Ten holidays, sick days	– 2 weeks	
	– 12 weeks	
Available for Instruction		40 weeks

Next, divide the number of pages in each book by forty to obtain an approximate weekly goal. (Divide the number of pages in each textbook by 180–200 school days to estimate how many pages should be completed each day.) Some books can be completed in less than forty weeks. Here are two ways to handle this:

1. Work in *all* books concurrently, planning to complete them in forty weeks or less. If any are done in less than forty weeks, those time slots can be used to finish other subjects.
2. Complete *selected* books during the first part of the year, then use their time slots for the remaining books the rest of the year.

We suggest that you allow several hours each day, similar to a traditional school day, for instructing older students. Kindergarten children will probably be in class only during the morning hours. Please study your *Kindergarten Instruction Sheet* for additional details. It is generally best to provide an even load of course work over the entire school term. Standard vacation periods can be taken throughout the year.

DAILY SCHEDULE

You are probably familiar with the traditional day school schedules such as the one shown in the left column below. In making up their own schedule, most people attempt to follow a similar pattern. While this schedule may be familiar, it seldom works for home schools. A great advantage of homeschooling is that you are not bound by schedules and bells. You can adapt your schedule to fit your family's needs. After considering your students' ages, attention spans, abilities, and possible educational deficiencies, you may find that a modified traditional or flex-time schedule will prove more realistic for achieving your goals.

The following chart presents two alternatives to the traditional day school schedule. Either one adds flexibility to your home-school environment.

Min.	Traditional Day School	Min.	Modified Traditional	Flex-Time (Time blocks may vary or overlap.)
15	Opening Exercises and Prayer	15	Opening Exercises and Prayer	Block A: Shared time Bible twice a week, Science three times
45	Mathematics	40	Mathematics	Block B: Reading, Phonics
45	Reading	50	(Cushion) Reading, Phonics, Spelling	Block C: Spelling, Penmanship
45	Science	15	(Cushion) Recess	Block D: Lunch Break
45	History	60	Science, History, Geography, Economics	Block E: Mathematics
45	Lunch	45	(Cushion) Lunch	Block F: Grammar
45	Bible	30	(Cushion) Bible	Block G: Grammar
45	Grammar	30	(Cushion) Grammar	Block H: History 1st semester, Literature 2nd semester
45	MWF-Music TT-Art or Vocational	60	Additional time for any of the above	Block I: Art and Music can be integrated with period of history being studied (Example: Early American Art with the Revolutionary Period)
45	Physical Education	30	(Cushion) MWF-Physical Ed TT-Art, Music	Block J: Art and Music

Note: In the Flex-Time schedule, you may combine time blocks for related or difficult subjects. (Cushion)—The earlier or upcoming lesson can use part of this time block.

COMPARISON OF SCHEDULING STRATEGIES

TRADITIONAL

1. Periods of identical length
2. Courses scheduled at the same time each day
3. All required courses taught each day, with the possible exception of art and music

MODIFIED TRADITIONAL

1. Periods can be expanded or contracted as educational needs dictate. For example, if a math lesson is finished in thirty minutes, the student may go immediately to the next subject or take a break.
2. Subjects are still scheduled at about the same time each day, but with flexible starting and stopping times. Difficult courses will sometimes require more time; easier subjects may require less time.
3. All courses are taught each day (art, music, and physical education through the week as scheduled).

FLEX-TIME

1. In place of traditional class periods, think in terms of flexible blocks of time which can be adjusted daily, weekly, and with each grading period if necessary. Let educational needs dictate how you spend time. A difficult diagramming lesson may require ninety minutes one day, but an easier grammar lesson may require only thirty minutes the next day. You have the flexibility to allow for such differences.
2. The number of subjects you cover may vary daily. A student may be able to cover six subjects one day, but only three the next day. For example, a morning may be spent drafting and completing a book report, or several reports, with only a short time remaining. Here a student may choose to complete an unfinished spelling lesson not normally scheduled at that time. Periods may vary in length. You may teach a subject during a different period. Your schedule is dictated by your educational needs. The schedule is a means to an end, not an end in itself.
3. Required courses do not have to be taught concurrently within one semester. Courses may be staggered. That is, a concentrated study of history may be taught the first semester, followed by a concentrated study of literature the second semester. Both subjects require much reading and written work. Staggering such courses may be a more efficient and rewarding way to study. You may also stagger courses daily; three days per week may be devoted to science and the two remaining days spent in Bible study. There are a number of ways to complete your course requirements while meeting your student's educational needs. You can achieve both goals with a flex-time schedule.

SMALLER PORTIONS

We do not encourage you, however, to spend the entire day on one subject in an attempt to complete a week's worth of work. You would be imitating the folly of a man who eats all day on Sunday to meet all his nutritional needs for the week. Difficult subjects, such as math and grammar, are best mastered by studying a portion every day. In this way, one lesson or concept can be studied per day. Daily exercises and drill work aid in understanding and are a necessary part of the lesson. The principle of smaller portions holds true with learning. We need time to digest and assimilate facts so that they become true knowledge.

DIFFICULT SUBJECTS

Difficult subjects should be studied first, while you are still fresh. It is a real boost to know that “Mount Everest” is behind you, and the rest of the day can be devoted to easier, more enjoyable subjects.

If you teach several students, schedule flexibility is even more important. We suggest you stagger the difficult subjects so that only one or two students are working on hard subjects at one time. This balances the load for Mom, who is usually the teacher, and makes it easier to give individual attention.

MAKING THE TRANSITION

The transition into home education can be challenging at first as you try to organize your school. Your schedule, however, as important as it may seem to you at first, does not need to be a problem. Give yourself time to evaluate and adjust. Settle on a schedule that works for you. Remember that your schedule does not have to look like that of another family or school.

Here are a couple of guidelines. On one hand, we don’t recommend trying to organize your home school exactly like a traditional Christian school. Such a structured schedule may be needed in a larger institution, but may actually be counter-productive in a small home school. On the other hand, we would counsel against doing away with structure altogether. Find a happy medium.

The long range goal of parent/teachers should be to develop a structured but flexible learning environment that promotes self-discipline and personal achievement. Your schedule is the means to an end, not an end in itself.

For many, the modified-traditional or flex-time schedule is more realistic than a traditional school schedule, but even these are only suggestions. Do what works for you in your unique circumstances.

LESSON PLANS

Your daily lesson plan should consist of three components:

I. REVIEW OLD MATERIAL

- a. Never present new material if the student has not demonstrated understanding of previous material.
- b. Discuss the important points from the previous day’s lesson.
- c. Use flashcards or drill problems where appropriate.
- d. Correct homework together, and rework any material not understood before introducing new material.

2. INTRODUCE NEW MATERIAL

- a. When you are sure the student understands the directions well enough to work independently, assign material for the day.
- b. Read the directions carefully to the student, or have the student read them aloud. Thoroughly explain all directions and processes before beginning.
- c. Assign classwork. Work not completed during class time may be assigned as homework.

3. VERIFY UNDERSTANDING OF NEW MATERIAL

- a. Check completed school work before the student is dismissed. If the student still does not understand, explain the material once again. You may choose to check the homework assignment later that day or during

the review period of the next lesson.

- b. Quickly scan the child's work to determine if the student understands the day's lesson.
- c. Point out errors. Repeat the explanation, or explain in different terms, to be sure the child understands.

TEST INSTRUCTIONS

REVIEW BEFORE TESTING

A good teacher will quiz a student before administering the test. An oral quiz is an excellent means of identifying weak or misunderstood areas. It is important to review definitions of terms. Never administer a test until you are satisfied that you, the teacher, have presented the material adequately and that the student has mastered it. To be certain that your child is prepared for the test, scan the material. Have you presented everything? If not, go back and review.

READ ALL DIRECTIONS CAREFULLY WITH YOUR STUDENT

Point out any multi-part questions, and explain directions thoroughly. For example, parents often overlook diagrams and two-part questions in grammar textbooks. Be sure the student understands when to circle or underline, as well. It should also be routine to make sure tests are complete before returning them; that all questions including essay questions are answered. A student can lose several points on a test if he fails to read directions carefully.

SUPERVISE ALL TESTS

Never allow students access to teacher's materials or the textbooks while taking a test. Administer the test in quiet surroundings and monitor to see that the student carries out all directions properly. Parents may help their first graders, who typically have limited reading skills, read or spell difficult test questions.

In checking for errors, do not change, write over, or deface original answers in any way. Submit the original tests only. Return all tests as you complete them throughout the year. Work done on separate sheets of paper, such as diagrams or sentence work, should be identified with the student's name and ID number, and the course title.

SCHOOL SUPPLIES

You may wish to consider obtaining some of the following school supplies – these are only suggestions (the list is not prioritized):

1. Pens, pencils, erasers, pencil sharpener, notebook paper, three-ring binder with subject dividers, a bond notebook (or journal), and a clipboard to hold paper as student is working.
2. Dictionary and a thesaurus.
3. A Bible for each student and the teacher along with Bible aides such as a Bible dictionary, Bible maps, and/or a comprehensive concordance.
4. For each child depending on age: scissors, a 6" or 12" ruler, crayons, colored pencils, paper clips, stapler, and colored markers.
5. For the teacher: a weekly calendar or planner pages that fit in a three-ring binder, colored pencils or thin, colored markers for grading, and a grade book

Most supplies can be purchased at a local department store or office supply store. Be creative. In addition to basic supplies things such as bulletin boards and white boards can help create a creative learning environment.

Course Instructions

This section applies only to students enrolled in the CLASS Administration Plan.

Each course assigned by CLH includes specific course instructions. Course instructions are updated occasionally, so study each course instruction sheet carefully. We strongly encourage you to organize each student's course instruction sheets in a special file folder.

KINDERGARTEN INSTRUCTIONS

If you have enrolled a student in Standard or Advanced Kindergarten you will receive an extensive packet of instructions entitled *Kindergarten Instruction Sheet*. Additionally, please study the following instructions.

1. You must submit a sample of 15–20% of your student's kindergarten daily written work as soon as the kindergarten curriculum is completed. You must submit the sample to CLH attached to the Kindergarten Report and Identification sheet. Some kindergarten books have little or no written work and can be answered orally by the student. Even if a particular course does not have written work, however, you should write the completion date on the Kindergarten R & I sheet. Be sure your Student ID number is on the sample daily written work. No music, art, or physical education courses, other than the materials specifically assigned by CLH, are required for kindergarten students.
2. Report cards will be mailed to all kindergarten students in the CLASS Administration Plan. We will, however, only issue one final report card grade for kindergarten students after their work has been submitted indicating a satisfactory or unsatisfactory grade. Kindergarten students will not receive a grade on their report cards until after they have submitted the required portions of their completed daily work for evaluation.
3. All CLASS Administration Plan kindergarten students who satisfactorily complete their school work will be sent a completion certificate after the close of the report card period in which their sample daily work was submitted for evaluation. Certificates will be mailed after the student receives his final report card.
4. The standard CLH kindergarten program thoroughly prepares students to re-enroll in the first grade. Our advanced kindergarten program is simply an advanced level of our standard kindergarten curriculum. You should not feel obligated to enroll your students in the advanced kindergarten program. Advanced kindergarten is most appropriate for students who lack the maturity to enter first grade and need a good review of the basics.
5. Kindergarten students will not receive Student ID labels with their curriculum. The Student ID, however, will be printed on your student's Master Assignment Sheet (packing list).

MUSIC, ART, AND PHYSICAL EDUCATION

We recommend, but do not require, that students in the first through eighth grades spend some time each week in music, art, and physical education classes. We do not provide materials for such courses, and no written work should be submitted to CLH. Nor will music, art, or physical education courses appear on official CLH elementary level transcripts. If you wish, you may submit your own transcripts for these courses, which we will keep with your cumulative record file. Students in ninth through twelfth grades, however, are required to spend some time each week in music, art, and physical education classes. In most cases, we do not provide materials for such courses. You must develop your own activities. Report to CLH, on the Report and Identification sheets provided, both the activities and the grades you award. These reports are the basis for your student's grades in music, art, and physical education. Do not submit to CLH any written work you assign in these subject areas. Although CLH does not award any high school academic credit for music, art, or physical education, these courses, along with the grades you have awarded, will appear on your student's official CLH high school transcript.

There are many ways to meet the requirements for music, art, and physical education. Here are some suggestions.




MUSIC

Students are encouraged to sing in their church choir, take voice or instrument lessons, attend concerts, or spend time singing as a family. Students can also give reports or oral presentations to their families on a particular area they have studied. Such reports can include a type of music, a period in music history, a composer, or a hymn writer. Students may show how music can and should be used for the glory of God and how it has been distorted.

ART

Students are urged to be creative. Art can include anything from sculpturing, drawing, and painting, to woodworking, flower arranging, and decorative needlework. Again, reports can be written or oral presentations about a type of art, a period in art history, or an artist. Art can and should be used for God's glory.



PHYSICAL EDUCATION

Sporting activities, weight-lifting, aerobics, calisthenics, biking, and swimming are obvious ways to fulfill this requirement. Once again, however, reports and oral presentations may be used. Students may enjoy studying the rules of a game, or techniques used when playing a sport. The whole family can benefit from the time a student spends studying one or more of these areas. We encourage parents to participate in their children's athletic activities. Playing tennis as a family is one of many activities that can be incorporated into a home-school physical education program.

You may also want to consider providing instruction in first aid, sex education, health and nutrition, or a study of the body's muscles and how they work. Study in these areas can be very beneficial to students, and we encourage you to use part of your students' physical education period for such instruction if you think it is appropriate. Some states even require study in some of these areas; you need to check your state laws. We do not, however, wish that students' entire physical education instruction consist of study in these areas.

Curriculum Assignment

THE CURRICULUM DEPARTMENT


The Curriculum Department assigns enrolling students curriculum materials designed to meet their needs and our academic requirements. To that end, curriculum personnel review student documents such as standardized test scores, previous academic records, transcripts, relevant family correspondence, and courses chosen by the family.

TESTING FOR NEW OR RE-ENTERING STUDENTS

New or re-entering students enrolling in grades 2 – 12 must take one of our standardized tests prior to curriculum assignment. The results of the test are the primary instruments used by our Curriculum Department to determine appropriate grade levels and curriculum assignments.

You have three options:

- The **paper CAT** is the original paper form of the nationally standardized California Achievement Test (1970 edition). There are five levels, covering grades 2–12. As a paper test, it will be mailed to you to administer in your home. Once the student has completed the test it needs to be returned to us for grading.
- The **online CAT** is a Web-based version of the paper-based 1970 edition of the California Achievement Test. Using an Authorization Code, the student logs in to take the test and it is graded immediately. CLH will receive the results Automatically.
- **TestPoint™** is an online grade level placement test that has been developed, tested, and used in Christian schools around the nation. TestPoint is available for students entering K–12, but entrance testing for kindergarten or first grade is optional. TestPoint is only valid the first year a student is enrolled with CLH.



If you live in a state that requires reporting of achievement test results, the CAT (paper or online) may be the right choice for you. Results from the 1970 edition of the CAT are accepted by most states.

Based on a student's test scores, the Curriculum Department staff will generally respond in one of four ways:

1. When scores fall within the required range for the requested grade level, we will assign the curriculum for the requested grade level along with any course choices you made that are appropriate based on the range of the test scores, the student's course load, and previous academic record.
2. When scores are below the average yet within 2 grade levels of the requested level, CLH will keep the student in the requested grade and will assign appropriate courses. Test scores may affect the assignment of any course choices you have made.
3. When the CAT scores fall more than two grade levels below the requested grade level, CLH will communicate options to the family and await the family's response before proceeding. Further correspondence may be required in the case of high school transfer students. Test scores may affect the assignment of any course choices you have made.
4. On rare occasions, CLH may encourage a student to skip a grade level (2-7 only) if the student scores extremely high on the pre-test.

CURRICULUM ADJUSTMENTS

Once your curriculum has been assembled and shipped, we depend on your feedback to refine the curriculum when necessary. Inform CLH promptly if materials which appear on the student's packing list are missing, if the materials received do not match the packing list, or if you feel that any of the assignments are too challenging or not challenging enough.

Please submit curriculum adjustment requests to CLH by mail or online using the Curriculum Adjustment Request Form (see *Appendix C*). Keep in mind that only courses offered by CLH may be used as replacements when changing a course. The new courses must be completed in their entirety and submitted before the student's end date.

When you return materials to CLH as part of a curriculum adjustment, make sure that you have filled out and included the Book Return Authorization Form. This form will be sent to you with the replacement course materials and must accompany all book returns. Pack the new, unused materials you are returning securely in a sturdy box designed for mailing. Pack the materials first, and then fill any remaining space with packing material to prevent crushing or bursting which could damage the contents. (Do not use newspaper, which can stain and make textbooks non-reusable.) Seal the box using plenty of strong packing tape. Do not use shoeboxes, small appliance boxes, or any other box not specifically designed for mailing. CLH will not give credit for returned materials that are not in reusable (like new) condition.


Course changes must be made within six (6) months after the date the curriculum is shipped. More time may be granted, however, to those who enroll as Early Birds. Exceptions may be granted by the Curriculum Department administrator if the change corrects a mistake made by CLH, or is requested by the family to bring a remedial student up to grade level.

CLH retains the right to deny a curriculum adjustment if for any reason we consider the change inadvisable. We will not delete curriculum requirements or completed courses, except in the case of a course retake (see "Retaking a Course" found in *Our Grading System*). All curriculum requirements must be completed during the grade level in which they are assigned.

REMEDIAL ASSIGNMENTS

Not all students entering a particular grade level exhibit grade-level proficiency on the pre-test. The student may remain in the requested grade level with lower level work being assigned. This may affect any specific course choices you have made.

In cooperation with CLH, you may plan strategies to eventually elevate your student to grade level in deficient areas. If your student is in this category, and you would like to explore this possibility further, please email our Curriculum Department at custserv@homeschools.org or call 800-348-0899 for assistance.



ALTERNATE COURSES

Alternate courses are available in the CLH system for certain subjects in certain grade levels. Alternate courses must be selected from courses within the CLH system. You can find a list of available alternate courses by selecting the View Curriculum link on our Web site at www.homeschools.org/view-curriculum. Available choices will be listed with the generally assigned course. You may also contact our Customer Service Department for information about available alternate courses.

SPECIAL STATUS

CLH does not offer a *special education* program or special resources for such students. Students enrolled in the CLASS Administration Plan are expected to complete all materials assigned according to the course instructions. Please keep in mind, when considering CLH for a special needs student, that the student must be able to accomplish the assigned work independently with normal assistance from the parent/teacher. If significant curriculum modifications would be required for your student, you may wish to consider enrolling in our Family Plan or ordering individual titles from our Christian Liberty Press catalog.


Although CLH does not offer a special education program, we do have a special status category for students who have academic special needs. A student will be classified as special status if he is enrolled in courses more than two grade levels below the actual grade level. Students who remain on special status do not qualify for a diploma but will receive a special certificate upon completion of eighth and twelfth grades. Please contact our Customer Service Department for more information on special status.

SUPPLEMENTAL MATERIAL

Families often ask to purchase materials which supplement the assigned curriculum. We will honor such requests provided that the materials requested are appropriate for the student's current grade level. Otherwise, we request that families make all supplemental book purchases from the Christian Liberty Press catalog or a source of your own choosing. Materials purchased as supplements are for independent use only. Do not submit completed work from supplemental materials to CLH for grading.

INDEPENDENT BIBLE POLICY

While CLH routinely assigns a Bible course at each grade level, we understand that Christians hold various theological views. Therefore, we allow families to construct their own independent Bible course if the one we assign does not meet their needs. Families electing this option must meet the requirements of our Independent Bible Policy. Please contact our Customer Service Department for further information.



CURRICULUM MODIFICATIONS

We will consider requests for *minor* modifications to course requirements, on an individual basis, to accommodate some injuries, physical disabilities, or academic deficiencies. Requests for modifications must be submitted in writing (email or letter) to the Academic Administrator prior to the implementation of any modifications. We retain the right to grade as incorrect any work for which modifications have been made without prior approval.

The CLASS Administration Plan does not allow for *significant* modifications to our course requirements. If you are in need of significant modification to your curriculum, you should consider enrolling in our Family Plan or ordering from the Christian Liberty Homeschool Resources catalog.

INDIVIDUAL COURSES

CLH also offers individual courses for 8th through 12th grades to those who wish to supplement their education. Students may be enrolled in individual courses under the CLASS Administration Plan only. For more information visit the Individual Course Enrollments section of our Enrolling page at Homeschools.org. Please contact our Customer Service Department for further information.

High School Curriculum

Newly-enrolling high school students are required to take one of our pre-tests. In addition, transferring tenth, eleventh, and twelfth graders must provide transcripts of academic work completed from all high schools previously attended. Even if transcripts are included with the student's enrollment, we will routinely send for transcripts from a student's previous high school(s). Report cards are not an acceptable substitute for academic transcripts.

If your student has been a homeschooled high school student, and you indicated this on your enrollment application, you should have received an *Independent Home-School Transcript Information* packet. If you did not receive this packet, contact our Customer Service Department immediately to avoid further delay in processing your enrollment. For independently homeschooled students, the Transcript of Course Credit and Independent Home School Course Information forms serve as the student's official academic records for work done prior to entering CLH. These academic records also form, with the entrance test, the academic basis for qualifying for the requested high school grade level (grades 10 through 12). Therefore, it is imperative that you complete the forms thoroughly, neatly, accurately, and precisely as prompted. Failure to include some details prompted by the forms (such as the percent of each textbook completed) may result, for example, in added communication from CLH and delays in sending materials to you.

To earn a diploma from Christian Liberty Homeschools, a student must earn a minimum of twenty credits. One *credit* implies a full year, or two semesters, of work. To be considered a student in good standing, a student must carry a minimum of four credits per year and must be making reasonable progress toward fulfillment of our graduation requirements. To graduate, high school seniors must complete a minimum of one school year with CLH. If a student joins our program after completing the first semester of his senior year at another high school, he must complete a full grade-level curriculum and pay full tuition. Students are not permitted to skip grade levels at the high school level.

CREDIT FROM OTHER SCHOOLS

CLH generally recognizes academic credit issued by a transferring student's previous high schools in all subjects except physical education, health, and driver's education. If there is a significant gap, however, between a student's skill level as measured by the placement test and the credit awarded by a previous school, or if there is evidence that the standards of the previous school fall significantly below CLH standards, we reserve the right to not recognize the credit and/or to require the student to make up the deficiency.

GRADUATION REQUIREMENTS (for a ninth grader entering CLH)

In order to graduate from CLH and receive a high school diploma, a student must successfully complete a minimum of twenty (20) credits including:

1. Four credits of theological studies
2. Four credits of English (must include one credit of grammar, and a half-credit senior research paper)
3. Five credits of heritage studies (must include one credit of government and one credit of economics)
4. Two credits of high school level science (must include one credit of biology)
5. Two credits of math (must include one credit of Algebra I or higher level algebra course)
6. Four years of art, music, and physical education (academic credit not awarded)
7. Three additional credits selected from any of our available courses

AN ILLUSTRATION OF A POSSIBLE DISTRIBUTION OF REQUIRED ACADEMIC AREAS AND SUBJECTS

Families may choose some, or all, of the courses to fill the chart. Any missing requirements will be selected for you by CLH.

9th	10th	11th	12th
Theological Studies (1 Cr.)	Theological Studies (1 Cr.)	Theological Studies (1 Cr.)	Theological Studies (1 Cr.)
English (1 Cr. including .5 Cr. Grammar)	English (1 Cr. including .5 Cr. Grammar)	English (1 Cr.)	English (1 Cr. including .5 credit Research Paper)
Science (1 Cr.)	Science (1 Cr. Biology*)		
Math (1 Cr. Algebra 1*)	Math (1 Cr.)		
Heritage Studies (1 Cr.)	Heritage Studies (1 Cr.)	Heritage Studies (2 Cr., including 1 Cr. Economics and 1 Cr. Government)	Heritage Studies (1 Cr.)
		Courses of your choice (1 Cr.)	Courses of your choice (2 Cr.)
P.E., Art, & Music	P.E., Art, & Music	P.E., Art, & Music	P.E., Art, & Music

* **Biology and Algebra I** may be taken once only for 1 credit each irrespective of different publishers offered.

Some modification can be made to the curriculum requirements for students entering our program in later grade levels. For example, an incoming tenth grader who has never had a Bible course would not be required to make up the credit, but would be expected to take a Bible course for each year he is enrolled with CLH. This policy applies to all subjects within the boundaries of the Minimum Credit Requirements for Transfer Students listed below.

Although you can easily construct your curriculum so as not to incur any cost above the basic tuition, some available course choices do carry additional fees.

MINIMUM CREDIT REQUIREMENTS FOR TRANSFER STUDENTS

Students who intend to transfer into the full-time CLH high school program must meet the minimum entrance requirements listed below. Individual courses taken through CLH can be combined with other transcripts to meet these minimum requirements. One earned academic credit is equivalent to one full year, or two full semesters, of work.

1. A student entering tenth grade must have earned a minimum of 4.0 academic credits prior to matriculation with CLH, which includes one earned credit of English.

2. A student entering eleventh grade must have earned a minimum of 8.0 credits prior to matriculation with CLH, which includes: two earned credits of English, one earned credit of math, one earned credit of science, and one earned credit of history.
3. A student entering the twelfth grade must have earned a minimum of 14.0 academic credits prior to matriculation with CLH, which includes: three earned credits of English, one earned credit of math, one earned credit of science, two earned credits of history or government, and one earned credit of Bible or a biblically based theology course*. The student must also have a minimum cumulative GPA of 2.0 on a 4.0 scale ("C" or better).

*Transfer students who lack this requirement may be assigned an additional Bible credit in the twelfth grade provided the assignment does not exceed the 7.5 credit limit for the grade level.

All transfer students must also show an appropriate achievement level on one of our pre-tests to enter the requested grade level, and must complete a minimum of twenty credits to graduate. We do not accept credits for physical education, health, and driver's education.

Transfer students applying for grade levels for which they do not qualify will be notified by the Curriculum Department.

MATH AND SCIENCE REQUIREMENTS

We require all high school students to earn a minimum of two credits of math and two credits of science within the first two years of enrollment with CLH. In the case of math, one of the credits earned must be Algebra 1 or a higher level algebra course. We routinely assign a business math course to meet the remainder of the math requirement. Students may, however, choose any high school creditable math course for which they qualify to fulfill the second credit of math. Keep in mind the extra fee for chargeable courses.

In the case of science, one of the credits earned must be in biology, which is usually assigned in the tenth grade. We routinely assign a general science course in the ninth grade to meet the remainder of the science requirement. Students may, however, choose any high school creditable science course other than Biology for which they qualify to fulfill the second credit of science. Keep in mind the extra fee for chargeable courses.

If a student is transferring into the tenth, eleventh, or twelfth grade and has already earned credit in math and/or science at a previous school, these credits will be applied toward fulfillment of the math and/or science requirements. Students entering the ninth grade who have taken Algebra 1 (or higher math) and/or biology (or higher science) in the eighth grade must still earn two credits of math and two credits of science within the CLH system between the ninth and the twelfth grades. An incoming ninth grader in this category may choose a chargeable course to fulfill one of the math or science requirements at no additional cost to the family.

Students may take math or science courses beyond our requirements outside of the CLH system. Please see **High School Course Requirements** below. You must provide CLH with a transcript from the institution awarding credit for the course in order for CLH to recognize it. Courses taken outside the CLH system will not appear on report cards or official CLH transcripts. Instead, the transcripts received will be placed in your student's cumulative records file.

HIGH SCHOOL COURSE REQUIREMENTS

Once enrolled with CLH, students must take all remaining high school requirements within the CLH system. Students, however, may take courses beyond our requirements outside of the CLH system. Courses taken outside the CLH system will not appear on report cards or official CLH transcripts however, you may provide CLH with a transcript of those courses. This transcript will be placed in your student's cumulative records file and a copy of it will be attached to our transcripts when one is requested.

All required high school subjects must be completed within the grade level in which they were assigned. If a grade level expires with an incomplete or an unresolved failure in any course, the student may be required to repeat the

grade level at the discretion of CLH.

The maximum number of credits we will assign for a given high school grade level is seven and one-half. Depending on the number of required courses for the grade level, this may limit the number of choices allowed. Curriculum Department staff may also limit the number of choices assigned if, based on achievement test scores and/or academic history, they believe a student's requested course load is too heavy.

Students may, with the approval of CLH, choose to take selected high school level courses (such as foreign language) in addition to their required assignments beginning in the seventh grade. At the family's request, CLH will routinely recognize these courses (when completed) for high school level credit once the student is enrolled with CLH in the ninth grade. With the exception of Algebra 1 (or higher level math), and biology (or higher level science), courses assigned to meet curriculum requirements in the seventh and eighth grades will not be recognized for high school level credit.

PHYSICAL EDUCATION, DRIVER'S EDUCATION, ART, MUSIC, AND HEALTH



Although CLH requires and assigns physical education, art, and music at the high school level, we provide no materials and do not award credit for these courses. We allow you to construct your own curriculum in these areas. We will include the grade you issue on the student's report card and official transcript, but the transcript will show only completion, not academic credit. See the section entitled *Course Instructions* for more information on these subjects.

We do not offer driver's education courses. Contact a local high school or driving school for course information.

CLH does not recognize academic credit for physical education, health, or driver's education when evaluating the academic transcripts of transfer students entering the tenth, eleventh, or twelfth grade.

INDEPENDENT BIBLE COURSES

You may substitute a Bible course of your own for our Bible assignment, provided your course meets the parameters of our Independent Bible Policy. Although the course you provide will meet CLH grade level requirements, we issue no academic credit for independent Bible courses taken during high school. Therefore, you will be responsible for adding to your student's curriculum enough credits to reach the minimum credit requirements for graduation. Contact our Customer Service Department for information regarding this policy.

PREPARING FOR COLLEGE

For information about college preparation, visit the Support section on our Web site at www.homeschools.org.

Are CLH Graduates Accepted by the Best Schools?

CLH graduates have been accepted by the institutions listed below, and many other colleges and universities. To see a more extensive list, visit the CLH Web site at www.homeschools.org.



Amherst College
Baylor University
Biola University
Bob Jones University
Brown University
Calvin College
Christian Heritage College
Columbia University
Cornell University
Dartmouth College
Dordt College
Duke University
Fordham University
George Mason University
Geneva College
Grove City College
Harvard University
Hillsdale College
Liberty University
Louisiana State University
New York University
Northwestern University
Notre Dame University
Ohio State University
Oxford University
Patrick Henry College
Pensacola Christian College
Pennsylvania State University
Pepperdine University
Princeton University
Purdue University
Rutgers University
San Diego Christian College
Stanford University
Taylor University

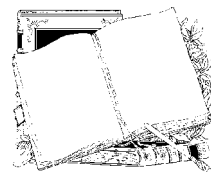
Texas A&M
The Citadel
The King's College
Trinity Christian College
University of Alabama
University of Alaska
University of Arkansas
University of Arizona
University of California
University of Colorado
University of Delaware
University of Illinois
University of Michigan
University of New York
University of Tennessee
University of Wisconsin
U.S. Air Force Academy
U.S. Naval Academy
Vanderbilt University
Virginia Polytechnic
Wheaton College
Whitefield College
Yale University

Book Reports

This section applies only to students enrolled in the CLASS Administration Plan.

Students in grades 7 and 8 are required to complete two book reports each year. High school students will do book reports as part of their literature course requirements. Refer to the course instructions for information specific to a student's grade level.

COMPLETING AND SUBMITTING BOOK REPORTS



1. Complete your book reports in narrative form. Book reports should be 300 words for grades 7–8, and 600–800 words for grades 9–12. See examples below.
2. We prefer that students type their book reports, but we will accept neatly handwritten reports. If you type your reports, use an 11 or 12 point Times New Roman or Arial font, 1¼-inch left and right margins, and 1-inch top and bottom margins. Handwritten reports should have a 1-inch right margin.
3. For grades 7–8, when you have completed your book reports, list the book titles on your book report R & I sheet, attach the R&I sheet to your reports, and submit them all at one time. Make sure a Student ID label is attached to each book report.
4. For grades 9–12, when you have completed your book reports, attach the R&I sheet for your literature course to your reports, and submit them all at one time. Make sure a Student ID label is attached to each book report. Also make sure you have recorded the textbook score on the R&I sheet before submitting it.
5. Insert your book reports in an envelope separate from other tests and daily work. Write Book Reports on the envelope.
6. Do not grade your own book reports. We will grade them for you. For grades 7–8, the average score for the two book reports determines your final grade. For grades 9–12, the book reports comprise 20% of your final literature grade.
7. Please consult our “Standards of Integrity” (pp. 58–60.) for important information regarding copying and plagiarism and their penalties.

BOOK REPORT STRUCTURE

I. THE INTRODUCTION

- a. The title and the author of the book should appear as a heading at the top of the page.
- b. The first sentence should include the title of the book, the author's name, and the central idea.

EXAMPLE:

I Was a Slave in Russia by John Noble is the personal account of an American who survived nine years of cruelty in the slave-labor camps in Russia.

- c. Interest your readers by including a striking statement or a quotation from the book or one of the characters.
- d. Include the time and the setting if applicable.

- e. Include a thesis sentence which indicates how you intend to organize your thoughts.

EXAMPLE:

Mr. Noble tells of his surprising imprisonment, his long years of torture, and his eventual release.

2. THE BODY

- a. For a biography, relate the chief incidents in the subject's life and discuss their importance.
- b. For a non-fiction book, discuss the importance of the subject treated in the book and a summary of the author's presentation of the subject.
- c. For a fiction book, introduce the reader to the chief characters in the book and write a summary of the plot.
- d. Discuss each topic introduced in your thesis sentence in a separate paragraph.

3. THE CONCLUSION

- a. For a biography, include a statement about the significance of the person's life.
- b. For a non-fiction book, include a summary of the main points of the body.
- c. For a fiction book, include a discussion of how the main conflicts in the plot were resolved.

4. THE EVALUATION

- a. Discuss your personal thoughts about the book, whether favorable or unfavorable.
- b. Discuss how the book influenced your thinking or your goals in life, and use examples from the book to support your statements.
- c. What was the author's perspective, frame of reference, or presupposition? Did you agree or disagree? Why or why not?

EXAMPLE BOOK REPORT—*Junior High Level*Mr. Pipes and the Psalms and Hymns of the Reformation

By Douglas Bond

Mr. Pipes and the Psalms and the Hymns of the Reformation by Douglas Bond is a story about an English man and two American children named Annie and Drew going on an adventure of a lifetime. Their adventure includes visiting the cathedrals and homes of many important people during the Reformation including Martin Luther, Paul Gerhardt, John Calvin, and many more. During the adventure, they discover many things about the cathedrals in Europe, people involved in the Reformation, as well as themselves and their relationship with God.

Annie, Drew, and Mr. Pipe's journey through Europe begins in Germany with Martin Luther. While on the trip, they encounter many sites where Martin Luther had been. They even get locked in a house that Luther had stayed in for many months. The three travelers have many experiences such as this, including meeting Lady Kitty. She was a stray kitten that they saved while on a boat trip. She had gotten loose during a tour of a museum. Luckily, she didn't break anything, but did cause a big scare!

While Lady Kitty getting loose in a museum caused some concern, the trio has other things to worry about, such as ... a spy! Well, so they think. As they travel from one destination to the other, Annie notices the same man off in the distance everywhere they go. Annie is worried from the start of the trip that this man was a spy. Mr. Pipes and Drew ignore Annie's assumption that the stranger is a so-called "spy", but as they continue their trip across Europe, Mr. Pipes and Drew start to notice the stranger following them as well. As you get toward the end of the book you find out that the "spy" is Dr. Dudley's nephew he sent to keep an eye on Mr. Pipes. Dr. Dudley is Mr. Pipes overprotective doctor.

My opinion about this book was positive. I really enjoyed this book because it showed the history of many people during the Reformation which was very interesting and intriguing to learn about. I was very interested in the trip across Europe, and touring the countless cathedrals, as well as the suspense of the following "spy."

EXAMPLE BOOK REPORT—*High School Level*The Adventures of Huckleberry Finn

by Mark Twain

The Adventures of Huckleberry Finn by Mark Twain is an historical fiction novel, the sequel to *The Adventures of Tom Sawyer*, about a boy named Huckleberry and his adventures along the Mississippi River. It begins in St. Petersburg, Missouri, right next to the Mississippi, in the first half of the nineteenth century.

Huck, contrary to his liking, is living with the Widow Douglas and her sister Miss Watson because the only family he has is a drunkard of a father who does not always stay in the area. These two ladies try to “civilize” him, and he makes progress in school and has some mischievous fun with Tom Sawyer – until his Pap turns up again. His pap suddenly takes him away to an old deserted cabin in the middle of the woods across the river. Because of his pap’s ill treatment of him, Huck decides to run away. He manages to escape the locked cabin when his pap is away, and makes it look as though he has been murdered so that no one will try to find him. He starts down the Mississippi in a canoe he had found drifting, and while on an island comes across Jim, Miss Watson’s black slave, who has just run away. They stick together, and after several days on the island, they start down the river on a raft to escape the search being made for Jim. The two float down the river at nights with Huck buying or stealing provisions as they go.

Huck and Jim have several adventures and interesting conversations. One night, they are floating along as usual when a steamboat coming upstream hits the raft. Both escape free from injury, but they are separated. Huck is taken in by a nice big family mixed up in a blood feud with another family. As is his custom, Huck spins a yarn about who he is. Through this family’s slaves, Huck, Jim, and the raft are brought together again, and they get away from the killing going on with the feud. Not long after, Huck lets aboard two men who are being pursued by men with dogs, they say, without cause. The younger man calls himself a duke; then the older man says that by rights he is a king. Both make their living by means other than honest work. Huck quickly realizes what these men really are: “low-down humbugs and frauds.” Huck makes up another story about himself and Jim to tell the frauds. Acting is a specialty of the duke’s and he and the king make a great deal of money from a few ridiculous shows they put on in Arkansas and from other dishonest means. Huck just goes along with them and Jim stays on the raft. At another Arkansas village, the king and the duke nearly rob the family of a man who had just died of several thousand dollars by posing as the man’s brothers from England who were supposed to be coming. Ultimately, however, the two conspirators barely escape with less money than they came with. They all continue downstream on the raft after Huck had unsuccessfully tried to leave the duke and king behind.

Those two rapsallions continue to try to come by money easily and end up selling Jim when Huck is away. Huck finds out who they sold him to, and when he gets there (it is Tom Sawyer’s Uncle Silas and Aunt Sally) they think he’s Tom, who was expected that day, and Huck acts the part. When Tom arrives, he pretends that he is his brother Sid who had come along as a surprise. Huck and Tom witness the duke and king tarred and feathered and riding on a rail, finally paying for their unscrupulous money-making schemes. Tom wants to help free Jim, but he has to make the rescue more romantic, just like all the escapes in the books he has read. He therefore comes up with the most difficult and mischievous plan, and which is most annoying for Aunt Sally. In the successful rescue Tom manages to get shot in the leg. In the end, it turns out that Miss Watson had died and set Jim free in her will (which Tom had known all along), and Huck wants to get away to escape the “civilizing” he sees ahead.

The Adventures of Huckleberry Finn was an enjoyable book to read. There are many hilarious incidents in it, but also examples of man’s depravity. It is well-written with regard to the various dialects used. The book is more than an adventure story. Twain includes satire on society through means including Huckleberry’s ignorance. I would recommend this book to boys and others who like adventure stories.

Teacher/Student Support

CLH provides home school curricula and administrative services. We can also provide—or refer families to—selected support materials and resources in certain subject areas, as well as respond to questions that require simple clarification of course instructions and course requirements. We do not provide telephone tutoring.

CLH offers the following services by which you and your student can get the academic assistance you need.

MATH ASSISTANCE

Christian Liberty has an email helpline for junior high and high school students. Any student enrolled in a math course equivalent to *Saxon Math 76* or higher may access this helpline for assistance. This service is designed to ask a question(s) of our math specialists regarding any problem or example in one of our math textbooks or workbooks. The address for this helpline is algebrahelp@homeschools.org. For those enrolled in geometry, the helpline is geometryhelp@homeschools.org.

Please keep in mind that this is a helpline and not a tutorial service. Therefore, this service is not designed to teach your student math. It is still the responsibility of the parent to teach. We are available to help when you and your student have made your best attempts to understand a problem or example in the math homework, and you just cannot seem to get unstuck.

Email inquiries to algebrahelp@homeschools.org should contain the following elements:

1. student's full name
2. Student ID number
3. course name
4. appropriate lesson number and/or page number in the textbook
5. the particular problems or examples causing the difficulty
6. what attempts have been made to understand the problems or examples
7. what attempts have been made to solve the problems, and the results of your attempts.

Our response to your questions will be in the form of an email including an MS Word attachment or PDF attachment. Therefore, it will be necessary for you to be able to open these attachments in order to receive helpline assistance. This service provides help for homework and practice test problems. Therefore, it is only available for assistance in math courses equivalent to *Saxon Math 76* or higher, as well as the corresponding publisher tests that are suggested for extra practice. This service is not available for assistance with any problems on the required CLH exams.

ALGEBRA TUTORIAL

In addition to the helpline, CLH has created an online algebra tutorial to assist students with the concepts of Algebra 1. This tutorial includes over forty lessons and is accessible through our Web site at www.homeschools.org/support, registration is required. It presents step-by-step solutions along with a teacher's audio explanation of key concepts that are foundational to a student's success in this subject.

CLH has designed this tutorial to support students enrolled in our high school algebra courses as well as their parent/teachers. The parent/teacher guides that accompany these courses contain detailed information regarding how parents and students should make use of the tutorial for maximum benefit.

EXPLANATION OF SCORES

CLH does not return graded work. CLH provides instead a more effective means of feedback. If you have a question about a score your student has received, you may request a professionally prepared explanation of that score by responding to the QuickScore email. When considering your request, we assume that you have retained a copy of the pertinent document as we encourage you to do in the “Submitting Your Work” section of this handbook. We also assume that you have been teaching the course as prescribed by CLH and that you and your student have been accessing all support materials and services made available with the course.

To receive the greatest benefit from this service, you must send in tests as soon as each one is completed. Do not wait until the end of the school year to send in all of your tests. Also, make use of the daily work and test keys if provided to evaluate your student’s work before submission. This way, you will need to request an explanation of the score only if there is a discrepancy between the score you have calculated and one posted by CLH. Also, do not forget to retain a copy of your student’s work so you may refer to it when reading through the explanation.

Limitations: This service is not intended to teach your student the course. Nor is it intended for situations in which families have submitted all the tests for an entire course at one time. This service is designed to support your efforts as the parent/teacher. It is intended, in cooperation with our QuickScore Service, to provide timely corrective feedback while a course is in progress.

TEACHER MATERIALS

CLH supplies what experience has shown to be the essential teacher support materials. CLH is also committed to continual development in the area of teacher support. Keep in mind that test and textbook answer keys and teacher’s manuals are for parent/teacher use only so that you may evaluate your student’s work after he has completed it. Students must never have access to the contents of these materials at any time, nor should they receive coaching from any of these materials for the purpose of answering test or daily work questions.

Students whose submitted work reflects the influence of answer keys or teacher’s manuals will be subject to serious academic penalties at the discretion of CLH. As a diploma-granting academy, CLH maintains the discretionary right to withhold answer keys in order to protect the integrity of our grading process. See “Our Standards of Integrity” found under Our Grading System for further information.

School Records

This section lists which academic records you should maintain for your home school.

FOUNDING DOCUMENTS

You should keep in a secure place such founding documents as incorporation papers, philosophy statements, a list of the chief officers of your school, and official home-school correspondence.

SCHOOL ORGANIZATION DOCUMENTS

For your family's sake, diligently maintain the records listed below, especially if you have students enrolled in the Family Plan. Most home-school parents will want to develop additional record-keeping forms.

We encourage you to keep attendance records in a permanent log along with a school year calendar indicating the general schedule for each year, including holidays and vacations, etc. Presently, none of the fifty states requires more than 185 days (six hours each day) of daily attendance instruction each school year.

You should include in your permanent file a written statement outlining the course material, along with the respective publishers, used during the school year. This statement must confirm the quantity of curriculum instruction in your home school. Be sure to include in your subject offerings mathematics, science, literature, penmanship, English, grammar, spelling, history, geography, and Bible, as well as music, art, and physical education. These subjects are requirements in virtually every credible school. It should be noted that some states have one or two special courses which are mandated for all schools. The state of Texas, for example, requires that private schools teach a course in good citizenship during the elementary grades. If you have similar mandated courses in your state, you should obtain and complete this course material with your students on an independent basis.

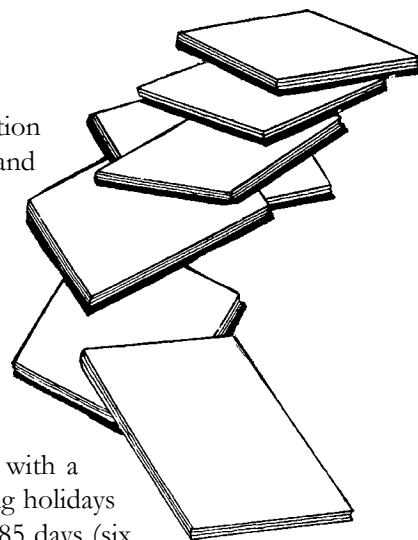
Several states require children to take a course in either state history or agriculture sometime during their elementary grades. Sources for obtaining state history courses can often be found in local libraries and colleges. Upon completion of your state history coursework, we suggest that you place this information into your student's permanent record.

Keep a running tally of each book read by your students over the course of the school year.

We urge you to keep a record of extra-curricular activities and socialization of your students. Record involvement in such activities as Sunday School, church and church youth groups, Awana, Royal Rangers, and Missionettes; field trips to a museum, the zoo, or nature hikes; participation in sports and/or membership in the YMCA/YWCA or other similar organizations. Even play with other children in the neighborhood should be recorded.

Common sense dictates that you should comply with basic health, fire, and safety codes. Few states require home schools to make arrangements for special fire and safety equipment, but you should obtain and store a copy of local ordinances should the topic of local inspection arise.

Information should be kept on file concerning your method of evaluating the basic skills development of your students, be it the Iowa Basic Skills Test, the California Achievement Test, the Stanford Achievement Test, or some other standardized measure. Annual test results should be made a part of your student's permanent file.



CUMULATIVE RECORDS

Students entering grades ten through twelve must provide Christian Liberty with cumulative records, which are a history of the student’s previous academic progress, before we can develop an individualized curriculum. We automatically request these records from the student’s previous school when he enrolls in the above grade levels only. CLH will, if the family wishes, request cumulative records for students entering at lower grade levels.

Christian Liberty stores a student’s cumulative records until the student transfers to another institution, at which time they are forwarded to the next school. If the student graduates from CLH, we keep these records in storage.

Students who take courses independent of any institution may submit their own home-school transcript with a letter requesting that it be added to the student’s cumulative records. This is only necessary for high school level courses. Any home-school transcript you submit should look as professional as possible because it will become part of your student’s permanent record.

CERTIFICATE OF ENROLLMENT (CLASS ADMINISTRATION PLAN ONLY)


CLH will issue a Certificate of Enrollment upon request. If, however, CLH has not received a reasonable amount of work for the current grade level and/or any other grade levels still open, the certificate will be issued with a statement that little or no work has been submitted for those grade levels.

GOOD STUDENT DISCOUNT FORMS

CLH will complete and return Good Student Discount forms from your insurance company if your student has submitted a reasonable amount of work for the current grade level and/or any other open grade levels, and has maintained the equivalent of a “B” average according to our grading system.

WORK PERMIT

CLH will complete and return a Work Permit if your student has been in our program for at least two (2) quarters, has sent in a reasonable amount of work, and has maintained the equivalent of a “B” average for that work according to our grading system.



**CHRISTIAN
LIBERTY
HOMESCHOOLS**

502 West Euclid Avenue
Arlington Heights, Illinois 60004-5402
(800) 348-0899
custserv@homeschools.org
www.homeschools.org

A Ministry of the Church of Christian Liberty Since 1967

Certificate of Enrollment

The Academy Board of Governors, on July 26, 2023, has reviewed the attendance status of Julia Parent and acknowledges that this student is currently enrolled in the fifth grade for the 2023 – 2024 school year.

All students within our church school are required to attend school at least 185 days and complete a prescribed course of study that is substantially equivalent to public instruction.

Signature
Christian School Director

Calvin Lindstrom
Signature
Superintendent of Schools

*Train up a child in the way he should go, and when he is old, he will not depart from it.
Proverbs 22:6*

YOUR PARTNER IN TRAINING DISCIPLES FOR THE LORD JESUS CHRIST

Submitting Your Work

This section applies only to students enrolled in the CLASS Administration Plan.

Schoolwork should be submitted only for courses assigned by CLH. Students must complete all assigned courses according to their course instructions.

MAILING ADDRESS

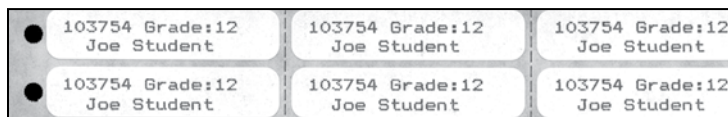
When you submit work to CLH for grading, send it to:

Attn: Grading Department
 Christian Liberty Homeschools
 502 West Euclid Avenue
 Arlington Heights, IL 60004-5402

Please do NOT address schoolwork to Christian Liberty Press or CLP.

STUDENT ID LABELS

We assign each enrollee a Student ID Number. Each student in grades 1-12 will receive a generous supply of labels pre-printed with his name and Student ID at the beginning of each new school term. When submitting work, you must affix a Student ID label to each test, workbook, or Report and Identification sheet (R & I) which is not pre-identified with the student's name and ID number. If you run out of Student ID labels, you may make your own labels or simply write the student's name and ID on your work. We do not issue Student ID labels for kindergarten or Family Plan students.



When submitting work, you must affix a Student ID label to each test, workbook, or Report and Identification sheet (R & I) which is not pre-identified with the student's name and ID number. If you run out of Student ID labels, you may make your own labels or simply write the student's name and ID on your work. We do not issue Student ID labels for kindergarten or Family Plan students.

SCANNABLE TESTS AND R & I SHEETS

Most courses in the CLH system use tests and R & I sheets which can be scanned, graded, and recorded by computer. Scannable documents are pre-identified with the course name and your student's name and Student ID. When completing and submitting scannable documents:

1. Use a #2 soft-lead pencil to fill in the circles.
2. Erase any unnecessary marks or smudges.
3. Do not staple, crumple, or tear these documents. They may be folded neatly and returned in a standard business envelope.
4. Do not affix Student ID labels.
5. Do not three-hole punch.
6. Do not submit photocopies.



VERIFICATION OF RECEIPT

When you return schoolwork you may obtain inexpensive verification that CLH received your package by including a self-addressed stamped envelope. This will verify only that we received your package; it does not verify receipt of all or specific items in your package. Our customer service representatives do not have information on packages received, so your returned envelope is your only confirmation. Those who prefer greater security should send their schoolwork by methods which include tracking and/or delivery confirmation.

PREPARING YOUR WORK FOR SUBMISSION

INTRODUCTION

Families enrolled in the CLASS Administration Plan submit two kinds of work: tests and daily work. When submitting either tests or daily work, do not include correspondence unrelated to grading such as enrollment applications, payments, or service requests. Tests and daily work may be submitted within the same envelope.

TESTS

1. Make copies of your tests for your own records, and for protection against mail loss. CLH is not responsible for missing tests.
2. Please do not change or correct answers on a test before submitting it to CLH. You may review completed tests with your student, but do not make any marks or alterations on a test yourself once your student has completed it and given it to you.
3. For each non-scannable test, attach a Student ID label and include the course name and test number at the top of the test. Pre-identified (scannable) tests must be submitted with no Student ID labels or stray marks of any kind. Do not write additional comments on any tests.
4. Staple all the pages of a non-scannable test together. Do not staple two or more tests together.
5. Do not attach R & I sheets to tests. R & I sheets are for daily work only.
6. It is good to submit tests throughout each quarter. This allows you to monitor your student's progress on each quarterly report card. To receive the greatest benefit from our feedback services, submit tests as soon as possible after they are completed.
7. We suggest using a Priority Flat-Rate Envelope from the U.S. Postal Service. When submitting tests to CLH, tests for several subjects may be included in a single envelope. In this way you can easily send several tests for a single fee. Write TESTS on the envelope.
8. Submit only the original tests received with your curriculum. Do not submit photocopies.
9. If a test you have submitted was postmarked by the quarter end date, but does not appear on your student's report card for that quarter, fill out a Report Card Adjustment Request Form (see appendix C), staple a photocopy of the test to the form, and mail it to CLH within forty-five (45) days (sixty [60] days if you have a foreign address) of the receipt of the report cards. We will accept photocopied tests only if the original you have submitted is missing. If you do not have a copy of a missing test, we may require your student to take the test again. Please refer to the section entitled *Report Cards* for information about quarter end dates.

DAILY WORK

Some courses require you to submit all your written daily work with the R & I sheet when the course is completed. Package daily work securely in a mailing envelope or a sturdy box designed for mailing. Place daily work in the box and fill remaining space with packing materials to prevent damage of the box and/or the daily work. Seal the box securely with packing tape. Do not submit work in shoeboxes, small appliance boxes, or any other box not specifically designed for mailing.

Many courses require that you submit only a completed R & I sheet. Please read all course instructions carefully to determine if you are required to submit the daily work with the R & I sheet.

If the course instructions require you to submit the daily work:

1. Submit all daily work for a course after you have completed the course. Do not submit partial or incomplete daily work. You may send tests in the same package with daily work, but keep them separate. Do not mix tests with daily work.
2. We suggest that you place a Student ID label on each of the first few pages of your student’s daily work or workbook just in case it becomes separated from the R & I sheet.
3. Do not mix together the daily work for separate courses. Organize each course separately, and number the pages of non-workbook daily work being submitted.
4. Before submission, electronically save or make hard copies of research papers, book reports, and 25% of any other daily work. Retain these copies for your records, and attach the appropriate R & I sheet to the originals for each course.
5. Do not alter the answers on your student’s daily work before submitting it to CLH.
6. CLH is not responsible for missing daily work. If your daily work is missing, we may require your student to complete a make-up assignment, at the discretion of CLH, to receive credit.

If the course instructions do not require you to submit the daily work:

1. Upon completion of the course, calculate your student’s final daily work score according to the guidelines in the course instructions and *Making the Grade*.
2. Mark the daily work score on the appropriate R & I sheet. For grades 1–6, be sure to sign the R & I sheet. For grades 7–12, be sure that both you and your student sign the R & I sheet.
3. You may submit one or more R & I sheets to CLH in a standard business envelope. Make copies of your R & I sheets for your own records and for protection against mail loss. If you have submitted an R & I sheet which is not reflected on your student’s report card, follow the same procedures outlined in #10 of the *Tests* section above.

DAILY WORK STANDARDS

REQUIRED INSTRUMENT AND STYLE

Grade Level	Type of Work	Required Instrument	Required Style
K–3	All Daily Work	#2 Pencil or Erasable Pen	Manuscript
4–12	Technical and Short Answer	#2 Pencil or Erasable Pen*	Cursive
4–12	Composition or Essay	Pen or Erasable Pen*	Cursive

* Students in the 7th and 8th grades may use a computer word processing program for book reports and research papers only. Students in grades 9–12 may use word processing for all daily work except grammar, math, and science. When using a word processing program, a student may not use the spell check function.

Complete all written work in the workbook provided or on standard 8 1/2” x 11” notebook paper if a workbook is not provided. Wherever possible, students should respond using complete and well-developed sentences. You may find it helpful to use a three-ring binder to organize daily written work subjects.

Students must write their own answers. You may not write answers for your students unless approval has been granted in advance by CLH.

Our Grading System

This section applies only to students enrolled in the CLASS Administration Plan.



HOW GRADING WORKS

Our grading system is a cooperative effort between you and CLH. We are committed to quality and integrity in grading, but you, the teacher, deserve to have input into your student's final grade. Therefore, we expect you to grade your student's daily homework assignments for courses which include daily work keys, and to report his final daily work score to us.

Some courses require you to submit your graded daily work to CLH for our review, but many of our courses allow you to decide how much daily work your student must complete, and require that you submit only a completed Report & Identification sheet (R & I) with the final daily work score recorded on it.

Please carefully read the course instructions for each course in order to determine the submission requirements, which differ from course to course.

GRADING POLICY

TESTS

Tests comprise between 50% and 80% of your student's final grade, depending on the course, so it is important that you carefully monitor your student's test-taking process.

1. We may deduct points from a student's score for not following test instructions even if the answers are correct. For example, you must show your work for certain math tests.
2. We will count incomplete sections of a test as incorrect.
3. We do not return graded tests. Scores for tests will appear in a QuickScore email and on your quarterly report cards. If you have a question about a test score, you may ask for an explanation of the score through our Customer Service Department. Submit tests as soon as each one is completed in order to receive the greatest benefit from our feedback services. Do not wait until all tests are completed before submitting them.
4. If you disagree with a test score which appears on your student's report card, you may ask that the score be reviewed if you do so within 45 days (60 days if you have a foreign address) of the receipt of your report cards. For questions about test scores that appear in a QuickScore email, respond immediately to the email you receive. For further information, please see the sub-section Explanation of Scores under the section entitled "Student/Teacher Support."

DAILY WORK

1. Use the answer key to grade your student's work on a daily basis.
2. Determine the number of points earned by the student for answering questions correctly. Each question or problem counts as one point. It is possible that a question may have more than one part. The instructor may, therefore, award partial credit for those portions that are correct.
3. Compute the percentage score for the daily work by dividing the number of points earned by the total number of points possible from all of the questions or problems required by the instructor.
4. Compare the quality of the student's written work with our recommended standards in *Making the Grade*

found in your student's pack of printed forms. Deduct the appropriate number of points from the percentage score. This determines your student's final daily work score.

5. If the course instructions do not require you to submit the daily work with the R & I sheet, follow the specific grading guidelines included in the course instructions, indicate the student's final percentage score on the R & I sheet, and submit only the R & I sheet to CLH.
6. If the course instructions require you to submit the completed daily work with the R & I sheet, indicate the student's final percentage score on the R & I sheet, attach the R & I sheet to the daily work, and submit both to CLH. Retain electronic or hard copies of the originals for your own records.
7. We check submitted daily work to make sure it has been completed according to the course instructions, that you have graded it accurately, and that it meets our standards of quality and integrity. We reserve the right to make adjustments to the final score based on this evaluation.
8. We do not save or return submitted daily work after processing. As with tests, grades for daily work which has been submitted and graded during a particular quarter will appear in a QuickScore email and on the next report card.

CHRISTIAN LIBERTY HOMESCHOOLS GRADING SCALE

94–100	A	Excellent
87–93	B	Good
77–86	C	Fair
70–76	D	Poor but Passing
0–69	F	Failing
	S	Satisfactory
	U	Unsatisfactory

RETAKING A COURSE

If your student fails a course in grades K–7, you may request a course retake, but retakes are not required at this level. Students in grades 8–12, however, who fail required courses, must retake them to fulfill graduation requirements. You may retake a course only once. **If the retake is failed, the “F” will stand, and the failing grade may prevent your student from graduating.** Therefore, we strongly encourage families to work closely with their students who are retaking failed courses to make sure that they understand the concepts involved, and that they are applying themselves diligently to the goal of passing the course. Parents will be responsible for the administrative costs of setting up the retake as well as for any course materials which CLH may need to ship.

If your student receives a “D” in a course, you may request a retake, although a retake is not required. **The final grade on the retake will stand, even if the grade is an “F.”** Retakes are not available for grades of “C” or higher.

OUR STANDARDS OF INTEGRITY

CLH has a no-tolerance policy regarding cheating and plagiarism. Concerning these issues, we strongly encourage parents to “be wise as serpents and harmless as doves” (Matthew 10:16b NKJV). Please provide your student with the oversight and discipline necessary to prevent this behavior. Repeat offenders may face serious consequences, including expulsion.

DAILY WORK COPYING POLICY

This section essentially covers daily work which you have submitted, but you should apply these same standards to the daily work you grade which you are not required to submit. Your signature on the R & I sheet testifies that you have done so.

On daily work, CLH does not penalize students for copying single words, short phrases, technical definitions and vocabulary, or single-sentence answers from the textbook, nor for restating a question to form a complete sentence. Neither do we penalize a student for occasional or coincidental similarities between correct answers and the answer key. Extensive plagiarizing from textbooks, plagiarizing from other books or printed materials, plagiarizing from answer keys, plagiarizing or copying from the Internet or any other electronic source, and copying from another student, however, are forbidden and will be penalized severely up to a total failure of the assignment. We expect students to do their own work and to answer in their own words. Corrections to a student's answers should be achieved by guiding the student to the appropriate places in the textbook where the answers may be found, not by directly communicating the answers in the answer key or teacher's manual to the student.

If CLH determines that a student's answers on any portion of a written daily work assignment have been influenced by the contents of an answer key or teacher's manual, the student will be penalized up to receiving "0" on the entire assignment. Students must NEVER have either direct or indirect access to the contents of test or textbook answer keys or teacher's manuals at any time during the school year. Answer keys and teacher's manuals are provided for parent use only so that the parent may grade the student's daily work, and guide the student to the appropriate places in the textbook for necessary corrections.

If CLH determines that any portion of a student's written daily work assignment has been plagiarized from any other written or electronic source, the student may be penalized up to receiving "0" on the entire assignment.

If CLH determines that two or more students have collaborated and copied from each other on any portion of a written daily work assignment, all of the students will receive a "0" on the entire assignment.

If a daily work failure due to cheating or plagiarism results in a course failure, CLH may permit the student to retake a substitute course in the same subject (if available) at the discretion of CLH. All terms of the retake (if approved) will also be at the discretion of CLH.

Should a retake be approved, the student will be penalized one letter grade regardless of the student's actual score on the retake. Parents will be responsible for all administrative costs related to the case as determined by CLH. Parents will also be responsible for any course materials which CLH may need to ship. All other retake policies and procedures apply.

TEST COPYING POLICY

Students may not refer to textbooks, notes, Bibles, any other support materials either written or electronic, or receive coaching from anyone while taking a test or an exam unless such assistance is explicitly permitted in the course instructions. Students must NEVER have either direct or indirect access to the contents of test or textbook answer keys at any time during the school year. Furthermore, the answers in a test or textbook answer key or teacher's manual should not in any way be communicated to the student for the purpose of answering test questions.

Students will be penalized severely, up to receiving a score of "0" for the entire assignment if CLH determines that plagiarism or cheating has occurred. For example if CLH determines that:

- A student's answers on any portion of a test have been influenced by the contents of an answer key or teacher's manual.
- A student's answers on any portion of a test or exam indicate cheating or plagiarism from any other source, either printed or electronic.

- Two or more students' answers on any portion of a test or exam indicate that they have collaborated and copied from each other (both students will be penalized).

If failing the test or tests results in course failure, the same retake policy outlined above for daily work will apply.

As Biblical Christians, we should all understand the impact of sin in our lives and the lives of our children. In our several decades of serving the home school community, we have learned that academic cheating occurs even in the Christian home school, at times leaving us at CLH with the unpleasant task of failing the student and informing the parents. Therefore, we again strongly encourage you, the parent/teacher, to be actively involved at all levels of your student's study and to closely and consistently monitor your student's behavior within your home school.

REPEAT OF GRADE LEVEL

In some situations, you may desire, or be required, to repeat an entire grade level.

DUE TO GRADE LEVEL EXTENSION LIMITATIONS

If a grade level is not completed by the end of the seventh quarter, the student is withdrawn from that grade, and the grade level expires. If the incomplete courses are required for graduation, the grade level may have to be repeated. Contact our Customer Service Research Department (by email at custserv@homeschools.org) to determine whether this is necessary.

DUE TO MULTIPLE FAILURES

Students in grades 8–12 who fail the same required course a second time no longer qualify for graduation. Families may appeal in writing for special consideration if they find themselves in such a situation. Based on the merits of the appeal, CLH may approve a repeat-of-grade to allow the student a final attempt to fulfill graduation requirements. Such approval is completely at the discretion of CLH based on the merits of the case as determined by CLH.

DUE TO REMEDIAL OR SPECIAL STATUS

If a student is below grade level in several subjects, either as a result of poor achievement test scores or because of a special status situation, the family may choose to have him repeat the grade level. Doing so will allow him to be assigned the next level of courses, which will bring him more in line with the grade level enrolled in (and possibly remove any special status designation). Contact our Enrollment Department (by email at custserv@homeschools.org) if you wish to pursue this option.

Depending on the nature of the repeat-of-grade, tuition and fees may vary and will be assessed at the discretion of CLH.

Report Cards

This section applies only to students enrolled in the CLASS Administration Plan.

Report cards are issued four times a year, approximately four to six weeks after the quarter end dates indicated below. Tests and daily work must be postmarked by these dates in order for grades to appear on the report card. Send all the required daily work for a course at the same time after you complete the course. Your report cards will reflect test scores, daily work grades, and final grades in those courses where work has been submitted. Please retain the report cards we send you so that you can verify grades received during the year. We send report cards only to students in the CLASS Administration Plan.

Quarter	Begins	Ends
1	June 17	October 31
2	November 1	January 27
3	January 28	April 7
4	April 8	June 16

REPORT CARD ADJUSTMENTS

You are responsible for reviewing your students' report cards to verify that scores and grades for all work submitted during a quarter appear on the report card as expected. If you believe there is an error on your report card, submit a completed Report Card Adjustment Request form. You can find this form in Appendix C, or you may submit the online form on our Web site. You must submit the form within 45 days from the receipt of your report card, or, if you have a foreign address, within 60 days. Prior to filling out the request form, please review the handbook and specific course instructions to make certain all requirements were met. Because we do not require specific segments of course work to be submitted during particular quarters, we cannot notify you of missing work.

FINAL GRADES

We will issue a final letter grade for a completed course only after all work for that course has been submitted. The final grade will be based on the student's test scores and daily written work. Each final letter grade becomes the official transcript grade. Courses which have no chapter tests will be given only one final letter grade upon completion of the course. All CLH courses will receive a separate grade on report cards and transcripts so that you can easily identify completed courses.

The grades on a report card are based solely on work postmarked by the ending date of the related quarter. If students have sent no work to CLH during a particular quarter, no report card will be sent. If you submit work in the new quarter before you receive the report card for the previous quarter, grades for the new work will appear on a later report card. This means a student may receive some final grades on one report card and other final grades on another report card. A grade level is not considered complete until a final passing grade has been issued for each of the assigned courses.

Work at the kindergarten level will not be given a letter grade on report cards. A final report card will indicate whether the work was satisfactory or unsatisfactory. A Certificate of Promotion will be issued to all students who satisfactorily complete and submit their kindergarten studies as required. Certificates will be sent a few weeks after we have mailed the satisfactory report card to the kindergarten student.

NUMBERING TESTS


Test scores appear on report cards in the order that they are presented in your student’s test packet. Please keep in mind that some courses will have review tests interspersed with the normal chapter tests. For these courses, it is important to note when a review test falls into the sequence of testing. The report cards do not distinguish between chapter tests and review tests.

The following example shows that the score for test seven is not the score for chapter seven. Therefore, be sure to record the total number of tests for each of your student’s courses and be sure that you remember the sequence of your student’s review or mid-term tests.

TEST #	1	2	3	4	5	6	7	8	9	10
SEQUENCE	Ch.1	Ch.2	Ch.3	Ch.4	Ch.5	Ch.6	Mid-term	Ch.7	Ch.8	Final Test

Following is an example report card and explanation.

EXAMPLE REPORT CARD



CHRISTIAN LIBERTY
HOMESCHOOLS

502 West Euclid Avenue
Arlington Heights, Illinois 60004
(800) 348-0899
custserv@homeschools.org

① Quarter 1 ends January 27th, 2022
Quarter 2 ends April 7th, 2022
Quarter 3 ends June 16th, 2022
Quarter 4 ends October 31st, 2022

REPORT CARD

Student ID
77923

Student Name
Christopher Parent

Grade Level
12

Quarter
② 4

GRADE LEVEL START DATE
November 01, 2021

GRADE LEVEL END DATE
October 31, 2022

Course Description	Test Number and Test Scores																				Grades					
	Qtr.	1	2	3	4	5	6	7	8	9	10	11	12	13	14	15	16	17	18	19	20	Qtr Test Avg	Test To Date	R&I	*Final	
Manual of Christian Doctrine (Second Edition)	Qtr. Score	85	92	95	84	85	95	100														③ 83	91	99	B	
English Literature 4th Edition	Qtr. Score	4	4	4																		④ 82	83	95	B	
Writing a Research Paper: Senior Project 2nd Ed.	Qtr. Score																					⑤ 88	87	92	B	
Saxon Algebra 2 (Third Edition)	Qtr. Score	1	3	4	4	4	4	4	4	⑧ 78	-	-										⑥ 88	87	92	A	
God And Government, Part 1	Qtr. Score	1	1	1	1	1	1	1	1	3	3	3	3	3	3	3	3	3	3	3	3			96	98	A
U.S. History 5th Edition .2nd Half	Qtr. Score	1	1	1	1	1	1	1	1	3	3	3	3	3	3	3	3	3	3	3	⑨ 100			95	98	A
French: Complete Edition	Qtr. Score	1	1	1	3	3	3	3	3	3	3	3	3	3	3	3	3	3	3	3				95	96	A
Physical Education	Qtr. Score																								4	A
Art	Qtr. Score																								4	A
Music	Qtr. Score																								4	A

This grade level is **Incomplete** ⑩

⑪ 10375
MR & MRS CLASS PARENT
502 W. EUCLID AVE
ARLINGTON HEIGHTS, IL 60004

* Final grade indicates course completed

Grade Scale:
A = 100 - 94
B = 93 - 87
C = 86 - 77
D = 76 - 70
F = 69 - 0

S = Satisfactory
U = Unsatisfactory

EXAMPLE REPORT CARD EXPLANATION

The items below correspond to the numbered items in the example report card on the previous page.

1. The student's quarters and the end date for each are listed. The current quarter is highlighted in **bold** print. If you request and pay for extensions, this schedule will be adjusted on your next report card.
2. The number in the box under "Quarter" is the student's quarter for which the report card was issued.
3. The "R & I" column lists a percentage or letter grade for completed daily work. The example shows a grade of 99 for *Manual of Christian Doctrine* and that the completed daily work for this course was submitted during the student's fourth quarter.
4. A score of 92 for *Writing a Research Paper* was recorded in the R&I column for work submitted in the student's fourth quarter.
5. The "Test To Date" column indicates the average score for all tests recorded for this subject. In the example, the student's average test score for *Saxon Algebra 2* is 87.
6. "Qtr Test Avg" shows the average score for tests recorded in the current quarter only. In the example, the student's fourth quarter test average for *Saxon Algebra 2* is 88.
7. The "Final" column indicates the final grade for each completed course. A final letter grade will appear in this column only after all work for a course has been received and graded. All courses for grades 1–12 are listed separately and the grade level is not considered complete until every course has a final grade listed. In the example, the student received a final grade of "B" in *Manual of Christian Doctrine*.
8. Dashes indicate that a test or R & I sheet must be submitted, or has not yet been recorded. If a dash appears for an item that was postmarked in the quarter being reported, please complete and send a Report Card Adjustment Form, available in Appendix C or online.
9. Twelve tests for *U.S. History* have been recorded. The student submitted tests one through seven during his first quarter and received the scores of 84, 96, 88, 96, and 96. Tests eight through twelve were submitted in his third quarter and received scores of 100, 92, 96...etc.
10. If any courses have not been completed by the quarter ending date, this message will read: "This grade level is incomplete." If all courses have been completed by the end of the quarter, the message will read: "This grade level is complete."
11. This is your Family ID. It may or may not be numerically similar to the Student ID found in the upper left corner of the report card.

QUICKSCORE

If you have provided a valid email address to CLH, we will send your student's test scores directly to you on the same day they are recorded in our computer records. You will receive no more than one email per day, and only on days in which scores were recorded for your student.

If you are expecting but not receiving any scores, there are several possible reasons. One is that you have not submitted any work for a while. Another is that the scores simply have not been recorded yet. Yet another reason is that there might be a problem with your email host.

One reason you may not have received QuickScore emails is that CLH does not have a current, valid email address for your family on file. This is easily remedied. To give us your email address or update it, please go to **www.homeschools.org** and click on *Support*, then *Forms and Support* (at the bottom of the menu). Under *Forms*, complete the Email Address Form. Contact Customer service if you need the password.

Graduation



This section applies only to students enrolled in the CLASS Administration Plan.

Students in the CLASS Administration Plan officially graduate from Christian Liberty when their final eighth or twelfth grade coursework has been completed, submitted, graded, and recorded.

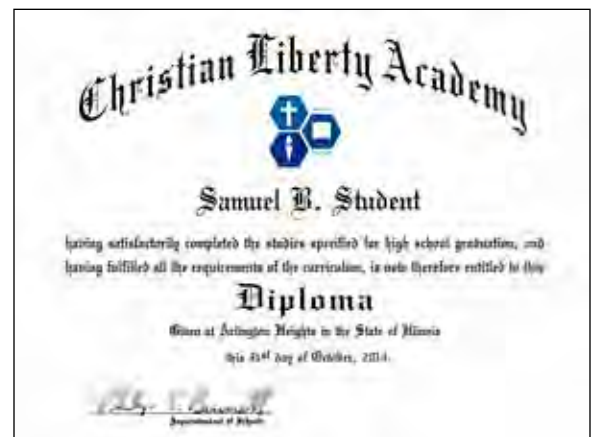
ON-CAMPUS GRADUATION CEREMONY

Christian Liberty hosts an annual on-campus graduation ceremony for all eighth and twelfth grade graduates who wish to attend. This ceremony is usually held on the second or third Saturday in June for those students (and their families) who either have recently graduated from CLH or plan to graduate that year. A complete graduation packet is mailed in February to families with eligible students. Twelfth graders also receive information on how to order caps, gowns, class rings, and announcements. If you do not receive this information by March 1 and you believe you are eligible, contact our Customer Service Department.

Students will not receive diplomas at the ceremony. Diplomas will be mailed upon actual completion.

DIPLOMAS

An eighth grade diploma (not shown) is awarded upon successful completion, grading, and recording of all eighth grade coursework. A twelfth grade diploma (shown) is awarded upon successful completion, grading, and recording of all ninth through twelfth grade course requirements, without regard to performance in elementary grade levels. The graduation date printed on the diploma will be the last day of the quarter in which work was completed. Diplomas are processed and mailed independently of report cards and may arrive later than your final report card.



KINDERGARTEN CERTIFICATES OF PROMOTION

A Kindergarten Certificate of Promotion is awarded upon successful completion of the Kindergarten course of study. An Advanced Kindergarten Certificate of Promotion is awarded upon successful completion of the Advanced Kindergarten course of study. (Certificates not shown.)



SPECIAL STATUS CERTIFICATES OF COMPLETION

Students who complete all of their assigned courses in their eighth or twelfth grade levels as special status students do not receive a diploma. They are awarded a Certificate of Completion which states that the student “has completed a modified (eighth/twelfth) grade course of study.”

Transcripts

This section applies only to students enrolled in the CLASS Administration Plan.

Christian Liberty Academy may issue transcripts both for students who are leaving and for those who are remaining in our school system. Because transcripts are processed differently for these two groups, it is important to state in your request whether your student is being withdrawn from CLH. Unless you indicate otherwise, we will assume you intend to withdraw from CLH when your transcript is sent to a pre-college level institution.

RELEASE SIGNATURE

A release signature is required on most transcript requests to prevent unauthorized parties from obtaining access to your student's records. The signature must be that of the person who actually signed the enrollment application, or the student if he is at least eighteen (18) years of age. CLH may choose to waive this requirement for transcripts being sent to colleges, universities, or scholarship organizations. Christian Liberty will not send a transcript until the required signature is received. If a transcript request is received without the required signature, we will attempt to contact the family by letter or email.

TRANSCRIPT CONTENT

Unless you submit coursework near the end of a CLH quarter, you should allow one to two months for it to be graded and recorded. If you have coursework that must be listed on your transcript, make sure it is mailed well before your transcript request. You should state in your request whether you want specific courses and/or grade levels complete before your transcript is processed. If no information is given, we will process the request regardless of any outstanding work.

Christian Liberty awards academic credit for completed courses only; no credit is given for an unfinished course. If courses are incomplete at the time a transcript is sent, your transcript will show the grade-to-date and percentage-complete of all incomplete courses.

FEE

All CLASS Administration Plan students are eligible to receive one transcript free of charge. Each subsequent transcript costs \$5.00 per document. An additional \$5.00 fee per destination, per student, is charged for any transcript that is faxed or emailed by CLH. Payment must be sent with your transcript request. Requests received without the full payment will not be processed until payment is received. If your account has a past due amount, the past due amount must also be paid before we will process your request.

MAILING

You must legibly print the complete name and address of the place where you want the transcript sent. This is especially important for college requests since many schools have the same name. We will mail the transcript to the address listed on the request. Missing or illegible information can result in a document that is unmailable.

PROCESSING TIME

Transcript request processing takes two to four weeks—sometimes longer during the summer months when most requests are received. You will receive confirmation that your transcript was sent along with a summary of any related charges billed and payments received.

Transcript requests will remain active for ninety (90) days. If a request cannot be processed within that time, it will be retired and you must make a new request to have that transcript sent. Reasons a transcript cannot be serviced include: a missing parent/guardian release signature, unpaid transcript fees, a delinquent account balance, and specific requirements stated in your request (e.g., a completed transcript) which have not been met.

Only work that has been graded and posted within a paid quarter will appear on the transcript. If work were postmarked after your student's end date, an extension fee would be required before the credit for that work will appear on the transcript.

College-bound students in particular should remember that it can take four to six weeks for us to complete the grading after the quarter ends. What this means in practical terms is that, if you will need a completed transcript for college some time in July, you should turn in all your work by April 7. Grading for work submitted after June 16th might not be completed until after the end of the next quarter, which is October 31st. See the CLH quarter chart on page 61.

TRANSCRIPT TYPES

REQUESTS FOR COLLEGES / SCHOLARSHIP

These transcripts consist of:

1. An official copy of all ninth through twelfth grade final scores and credits awarded to-date by Christian Liberty. This document will also show information about incomplete courses assigned by CLH, including: grade-to-date, credit-value, and percent-of-work-complete.
2. A copy of any high school grades from other schools.
3. All college test results (ACT, SAT, etc.) we have received.
4. Any forms the requesting school requires us to complete.

Elementary School Transcript Example:

CHRISTIAN LIBERTY		Grade Scale		OFFICIAL TRANSCRIPT	
A = 94-100	S = 85-93	Sat			
B = 78-84	F = 70-84	Inc			
C = 72-77					
D = 65-71					
F = 59-64					
Name: Joseph Parant Scan: 862877 8 th Grade Graduation Date: 01/27/2002 Issue Date: 02/28/2003					
GRADE 4K		GRADE 4X		GRADE 5	
Subject	Q-1	Q-2	Q-3	Q-4	Q-5
Reading	100	100	100	100	100
Spelling	100	100	100	100	100
Grammar	100	100	100	100	100
Mathematics	100	100	100	100	100
Science	100	100	100	100	100
World History	100	100	100	100	100
Spanish I	100	100	100	100	100
GRADE 6		GRADE 7		GRADE 8	
Subject	Q-1	Q-2	Q-3	Q-4	Q-5
Reading	100	100	100	100	100
Spelling	100	100	100	100	100
Grammar	100	100	100	100	100
Mathematics	100	100	100	100	100
Science	100	100	100	100	100
World History	100	100	100	100	100
Spanish I	100	100	100	100	100
GRADE 9		GRADE 10		GRADE 11	
Subject	Q-1	Q-2	Q-3	Q-4	Q-5
Reading	100	100	100	100	100
Spelling	100	100	100	100	100
Grammar	100	100	100	100	100
Mathematics	100	100	100	100	100
Science	100	100	100	100	100
World History	100	100	100	100	100
Spanish I	100	100	100	100	100
GRADE 12		GRADE 13		GRADE 14	
Subject	Q-1	Q-2	Q-3	Q-4	Q-5
Reading	100	100	100	100	100
Spelling	100	100	100	100	100
Grammar	100	100	100	100	100
Mathematics	100	100	100	100	100
Science	100	100	100	100	100
World History	100	100	100	100	100
Spanish I	100	100	100	100	100

High School Transcript Example:

CHRISTIAN LIBERTY		Grade Scale		OFFICIAL TRANSCRIPT	
A = 94-100	S = 85-93	Sat			
B = 78-84	F = 70-84	Inc			
C = 72-77					
D = 65-71					
F = 59-64					
Name: Anne Parant Scan: 817499 Issue Date: 12/09/2011					
GRADE 9		GRADE 10		GRADE 11	
Subject	Q-1	Q-2	Q-3	Q-4	Q-5
Bible	100	100	100	100	100
Literature	100	100	100	100	100
Book Reports	100	100	100	100	100
Grammar	100	100	100	100	100
General Math	100	100	100	100	100
Biology	100	100	100	100	100
Economics	100	100	100	100	100
World History	100	100	100	100	100
Civics	100	100	100	100	100
Physical Ed.	100	100	100	100	100
Art	100	100	100	100	100
Music	100	100	100	100	100
GRADE 12		GRADE 13		GRADE 14	
Subject	Q-1	Q-2	Q-3	Q-4	Q-5
Bible	100	100	100	100	100
Literature	100	100	100	100	100
Book Reports	100	100	100	100	100
Grammar	100	100	100	100	100
U.S. History	100	100	100	100	100
Government	100	100	100	100	100
Physical Ed.	100	100	100	100	100
Art	100	100	100	100	100
Music	100	100	100	100	100

SUMMARY	
High School Graduation Date:	10/31/2004
GPA:	3.07 Total Credits: 15.75
4.0 Scale	
Final CLASS Rank:	1676 of 833
11/15/2004	
* = Rank Tie	

If you send us a college or scholarship application with your request, be sure you first fill in any information about the personal character and academic performance of the student. As the instructor, you are the most qualified to provide this information. If we receive a request where this information has not been supplied, we will mail the request to you, with the transcript enclosed. You should complete the application and forward it accordingly.

REQUESTS FOR NON-COLLEGE LEVEL INSTITUTIONS

These transcripts consist of:

1. An official copy of all final scores and credits awarded to-date by Christian Liberty. This document will also show information about incomplete courses assigned by CLH, including: grade-to-date, credit-value, and percent-of-work-complete.
2. The original copies of any cumulative records and college test results on hand.
3. The student's most recent achievement test scores.
4. Any forms the requesting school requires us to complete.

A release signature is required from the enrolling parent/guardian before the transcript can be sent.

FAMILY REQUESTS

Families may request a transcript for several reasons, including: starting their own home school, acting as intermediary for a college application, or obtaining a copy for their records. Because some options presume you are withdrawing from the CLH program, you must state why you are requesting the transcript. If you do not state the reason for your transcript request, we may assume that the student is leaving our program and will process the request accordingly; any cumulative records on hand will be sent to the family.

While Christian Liberty will send cumulative records to—or receive cumulative records from—a family, many other schools will not. Therefore, if you are transferring to another school, we recommend you have that school's officials request your transcript. Make sure your release signature is on that request.

Family requests are processed as either college or non-college requests. Please refer to those sections above for information regarding transcript contents and any specific requirements you must meet.

OTHER REQUESTS

Other requests include, but are not limited to: legal cases, military and civil service requests, and employment applications. Such requests are handled on an individual basis because no standard rules apply. These requests are generally treated as college-level requests, but a parent/guardian (or student if over eighteen) release signature is required.

TRANSCRIPT EXPEDITE SERVICE

The Transcript Expedite Service provides quick processing of work only for those who are responding to immediate legal challenges, and for high school students faced with an imminent deadline for scholarship consideration or entrance into the military. It is not available to those who simply wish to speed up the grading of their coursework.

If you believe you meet these criteria, contact our Customer Service Department for details and fee information. If your request is approved, the necessary packet of forms will be mailed to you. Only coursework submitted under the terms outlined in the expedite packet is eligible for this service. Work submitted outside the expedite process may or may not appear on the expedited transcript.

Dealing with Public School Officials

Christian Liberty Homeschools does not provide attorney services, and nothing in this section should be construed as legal advice. We offer only general guidance, based on our experience, for handling confrontations with public school officials. Beyond that, we can verify your relationship with CLH by sending a certificate of enrollment, report card, or transcript when needed.

Most home schoolers never face legal challenges, but it is wise to be prepared. We strongly encourage you to join the Home School Legal Defense Association. HSLDA provides low-cost legal coverage by qualified attorneys for homeschooling parents. You can enroll online at www.hsllda.org. CLH families are normally eligible for a substantial discount. When completing the application form, include the HSLDA group number for CLH, which is 291004. Visit www.hsllda.org/laws/default.asp to find the laws for your state.

You may also contact HSLDA at the address below.

HOME SCHOOL LEGAL DEFENSE ASSOCIATION
P.O. BOX 3000
PURCELLVILLE, VA 20134-9000
PHONE: (540) 338-5600

If you are contacted by public school officials, do not be fearful. The Holy Bible reminds us of the destructive influences of fear in Proverbs 29:25 NKJV, “The fear of man brings a snare, but whoever trusts in the Lord shall be safe.” Additionally, our Christian duty requires us to be prepared to give an answer to any man who inquires of us concerning our relationship with Jesus Christ.

During confrontations with public school officials, remain courteous, but also be firm, insisting that school officials communicate their concerns by mail. The simplest way to avoid misunderstandings is to keep all of your communications with local school officials in writing.

If contacted, tell local school officials that you have established a private home school program under the direction of the Christian Liberty Academy School System. If the school officials have any questions of a specific or detailed nature, request that the officials put their questions in writing. Assure them that they will receive a written response within a reasonable period of time. Assuming you are a member of HSLDA, you can ask them to help you draft a response.

If school officials contact you by phone, tell them that you do not believe in discussing school matters over the phone. Limit your phone conversation to statements that simply confirm that your children are being privately educated under the direction of CLH. Politely insist that officials submit their questions and concerns in writing and assure them that they will receive a written response. Again, HSLDA members can contact them for guidance.

If you live in a state that has a reasonable statute allowing and regulating home schools, you should consider complying with the law unless you have biblical convictions to the contrary. The more reasonable the state law, the less likely you are to win a court battle over your non-compliance. Ultimately, the choice is yours and we will respect and stand by your convictions.

~~~~~

“Stand fast therefore in the liberty by which Christ has made us free.” Gal. 5:1 NKJV

# Appendices





# Appendix A: School Spirit

Home-schooled students are as much a part of Christian Liberty Academy as students who attend on-campus in Arlington Heights, Illinois. Therefore, we include the following school spirit information. Catch the spirit!

## THE CHRISTIAN LIBERTY ACADEMY LOGO



For over 55 years our original logo has represented our commitment to Jesus Christ and the Word of God. It still represents our other educational ministries. As we look to the future, a new logo was created to differentiate our homeschool academy from our other educational ministries. The cross symbolizes, as it has for twenty centuries, our salvation through the sacrifice of Jesus Christ at Calvary. In educational terms, the cross is our reference point for determining all truth. Creation itself points us to the cross as the centerpiece of history and



knowledge. The open book represents primarily the Scriptures, which reveal God and what He has done in history through Jesus Christ. The book further symbolizes Christian education—the discovery of all God’s truth and His will. The three shelters represent the home, the Church, and the Kingdom of God.

## SCHOOL COLORS

The school colors are royal blue and white.

## CLASS RINGS

Rings are ordered directly from the manufacturer, Jostens. Please contact Jostens directly at [www.jostens.com](http://www.jostens.com). School Ring information is sent with the on-campus graduation materials.

## TEAM NAME AND MASCOT

Students at Christian Liberty Academy compete in athletics under the name Chargers. We chose this name for two reasons.

First, the charger has a noble history. A charger is a horse, but not just any horse. Chargers are special horses that were bred for their speed, strength, and courage. They were often used by knights and cavalry officers in battle.

Note how God describes a charger going into battle in the book of Job.

Have you given the horse strength? Have you clothed his neck with thunder? Can you frighten him like a locust? His majestic snorting strikes terror. He paws in the valley, and rejoices in his strength; he gallops into the clash of arms. He mocks at fear, and is not frightened; nor does he turn back from the sword. The quiver rattles against him, the glittering spear and javelin. He devours the distance with fierceness and rage; nor does he stand firm, because the trumpet has sounded. At the blast of the trumpet he says, “Aha!” He smells the battle from afar, the thunder of captains and shouting. Job 39:19–25 (NKJV)



The charger is a fitting symbol for Christian Liberty, which is a Christian school that seeks to train students to be strong and courageous in their faith.

Second, the charger is a symbol for the rule of the Lord Jesus Christ. In the Bible, Christ is pictured riding on a white horse (Rev. 19:11). This is a symbol of his victory over sin and death. When Christ returns, he will be victorious over His enemies. His kingdom and rule over heaven and earth will be fully established.

We at Christian Liberty are honored to be Chargers. Not only in sports, but in every area of life we seek to be Chargers for the glory of God. May God make us strong and courageous as we go forth into the world to do spiritual battle with God's enemies.

## CHRISTIAN LIBERTY ACADEMY ANTHEM

**Lord, We Give Thee Thanks** Mike Sherman  
Cdim

A March C

For Chris-tian Lib-er-ty A-cad-e-my, Lord, we give Thee

1 Dm G7 Dm7 G7  
thanks; For boys and girls who love the Lord,

5 Bdim7 C C7 F C7 F  
Lord, we give Thee thanks. Lead us, guide us Lord, we pray,

8 D7 rit. G7 a tempo C A7  
Keep us in Thy will each day; For Chris-tian Lib-er-ty A-cad-e-my,

12 D7 G7 Am C7 F Dm7 G7 C7 8<sup>va</sup>-  
Lord, we give Thee thanks. Lord, we give Thee thanks.

16 © 1989 Mike Sherman

---

Mr. Mike Sherman  
(1917–2009)

Mr. Sherman taught Bible to kindergarten students at Christian Liberty Academy. He wrote this song of thanksgiving for them. We pray that it blesses you as well.

---

This page intentionally left blank.



# Appendix B: CLH Forms

- Change of Address Form
- Report and Identification Sheet (for reporting score only)
- Report and Identification Sheet (for submitting work)
- Curriculum Adjustment Request Form
- Transcript Request Form
- Report Card Adjustment Request Form
- Authorization Form
- Referral Form
- Customer Service Call Log

---

Blanks of the forms listed above are provided on the following pages for your convenience. Photocopy the blank form and fill in the copy, thus preserving the original in your handbook. Be careful! Fill out the forms completely; some are two-sided. If you need additional copies of these or other forms, you may obtain them from the Support section of our Web site at [www.homeschools.org](http://www.homeschools.org), or by calling our Customer Service Department at (800) 348-0899.

---



**CHRISTIAN  
LIBERTY**  
HOMESCHOOLS

502 West Euclid Avenue  
Arlington Heights, Illinois 60004-5402

(800) 348-0899  
custserv@homeschools.org  
www.homeschools.org

A Ministry of the Church of Christian Liberty Since 1967

### CHANGE OF ADDRESS FORM

Please submit *prior* to any permanent change of address.

PLEASE PRINT CLEARLY

Family ID \_\_\_\_\_ Effective Date \_\_\_\_\_

Head of Household \_\_\_\_\_

Spouse \_\_\_\_\_

Parent/Guardian Signature \_\_\_\_\_

Comments \_\_\_\_\_

\_\_\_\_\_

#### Old Address Information

For identification purposes only

Address \_\_\_\_\_ Apt/Suite # \_\_\_\_\_

City \_\_\_\_\_ State/Province \_\_\_\_\_

#### New Primary Address

Address \_\_\_\_\_ Apt/Suite # \_\_\_\_\_

If you have a P.O. Box, please provide a street address in the Shipping Address section below.

Zip Code \_\_\_\_\_ Country \_\_\_\_\_

Phone \_\_\_\_\_ Phone \_\_\_\_\_

Home

Specify

Email \_\_\_\_\_

#### New Shipping Address

Shipping address is used for curriculum materials only.

Address \_\_\_\_\_ Apt/Suite # \_\_\_\_\_

A physical address is required for all non-USPS shipments.

City \_\_\_\_\_ State/Province \_\_\_\_\_

Zip Code \_\_\_\_\_ Country \_\_\_\_\_

Phone \_\_\_\_\_ Phone \_\_\_\_\_

Required for non-USPS deliveries

Specify



Student's name: \_\_\_\_\_

Grade Level: \_\_\_\_\_

Course Number: \_\_\_\_\_

Student ID Label

Title: \_\_\_\_\_

Family name: \_\_\_\_\_

**Daily Work – Report and Identification Sheet**

The parent must sign the following statement.

My student has completed this course in accordance with the guidelines found in the course instructions, and the score represents an accurate evaluation of his work.

Parent's signature:

\_\_\_\_\_

The student must sign the following statement.

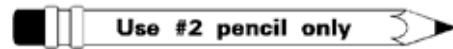
I have done my work for this course according to the standards of quality and integrity outlined in the "Our Grading System" section of the CLH Handbook.

Student's signature:

\_\_\_\_\_

Date course completed: \_\_\_\_\_

- \* Submit this R&I sheet to CLH upon completion of the course.
- \* Do not submit photocopies.
- \* Do not staple, crumple, or tear.
- \* Do not use a Student I.D. label.
- \* Do not three-hole punch.
- \* When filling in the score:



Correct



Incorrect



Indicate the student's daily work score for this course in the spaces provided below.

|          |       | Score |     |
|----------|-------|-------|-----|
| Examples |       |       |     |
| Score    | Score |       |     |
| 1 0 0    | 8 5   | 1     | 0 0 |
| ● ○ ○    | ○ ○   | ○     | ○   |
| ○ 1 1    | ○ 1 1 | ○     | ○   |
| ○ 2 2    | ○ 2 2 | ○     | ○   |
| ○ 3 3    | ○ 3 3 | ○     | ○   |
| ○ 4 4    | ○ 4 4 | ○     | ○   |
| ○ 5 5    | ○ 5 ● | ○     | ○   |
| ○ 6 6    | ○ 6 6 | ○     | ○   |
| ○ 7 7    | ○ 7 7 | ○     | ○   |
| ○ 8 8    | ○ ● 8 | ○     | ○   |
| ○ 9 9    | ○ 9 9 | ○     | ○   |

Please do not submit any daily work for this course.



**CHRISTIAN  
LIBERTY**  
HOMESCHOOLS

502 W. Euclid Avenue  
Arlington Heights, IL 60004  
(800) 348-0899  
custserv@homeschools.org

Student's name: \_\_\_\_\_

Grade Level: \_\_\_\_\_

Course Number: \_\_\_\_\_

Student ID Label

Title: \_\_\_\_\_

Family name: \_\_\_\_\_

Daily Work – Report and Identification Sheet

Progress by units

Date Completed

Instructor's comments: \_\_\_\_\_

\_\_\_\_\_

\_\_\_\_\_

\_\_\_\_\_

\_\_\_\_\_

\_\_\_\_\_

\_\_\_\_\_

\_\_\_\_\_

\_\_\_\_\_

\_\_\_\_\_

\_\_\_\_\_

\_\_\_\_\_

\_\_\_\_\_

\_\_\_\_\_

\_\_\_\_\_

Record total number wrong here:  
\_\_\_\_\_

\_\_\_\_\_

\_\_\_\_\_

Instructor's signature:

\_\_\_\_\_

\_\_\_\_\_

Office use only  
Do not write in the space below.

\_\_\_\_\_

\_\_\_\_\_

\_\_\_\_\_

\_\_\_\_\_

\_\_\_\_\_

\_\_\_\_\_

\_\_\_\_\_

\_\_\_\_\_

\_\_\_\_\_

\_\_\_\_\_

\_\_\_\_\_

Date course completed

\_\_\_\_\_

Please note: Instructors must provide the necessary information in the space provided above.  
Submit this R&I sheet with the daily work upon completion of this course.



# CURRICULUM ADJUSTMENT REQUEST FORM

Use one form per student. You may photocopy this form (both sides) as needed to make additional requests.

Date of Request \_\_\_\_\_ Family ID \_\_\_\_\_

Head of Household (last, first) \_\_\_\_\_  
(As listed on mailing label or packing list)

Family's Current Address \_\_\_\_\_

(Check if new) \_\_\_\_\_ Phone ( \_\_\_\_\_ ) \_\_\_\_\_ - \_\_\_\_\_

Parent/Guardian Signature \_\_\_\_\_

## Student Information

Student's Name \_\_\_\_\_ Student ID \_\_\_\_\_ Grade Level \_\_\_\_\_

## General Comments

---

---

---

---

---

## Choose Each Option That Applies

Course changes or additions must be requested within six months after the date the curriculum was shipped. More time may be granted to those whose books were shipped between April 8<sup>th</sup> and September 1<sup>st</sup>. Course deletions may be requested at any time prior to course completion. Christian Liberty Homeschools (CLH) reserves the right to deny a request if it falls beyond the allowable time limit or if CLH considers the requested action to be inadvisable for any other reason (you will be notified if such an event occurs).

Course numbers and titles can be found on your student's packing list.

**I received the following courses as listed on my packing list, but I request more appropriate alternatives for the reasons indicated.**

Course Title \_\_\_\_\_ Course Number \_\_\_\_\_

Too difficult (student has not mastered the preliminary skills necessary for understanding this course)

Too easy (student has already mastered all the concepts covered in this course)

Course Title \_\_\_\_\_ Course Number \_\_\_\_\_

Too difficult (student has not mastered the preliminary skills necessary for understanding this course)

Too easy (student has already mastered all the concepts covered in this course)

Course Title \_\_\_\_\_ Course Number \_\_\_\_\_

Too difficult (student has not mastered the preliminary skills necessary for understanding this course)

Too easy (student has already mastered all the concepts covered in this course)

Course Title \_\_\_\_\_ Course Number \_\_\_\_\_

Too difficult (student has not mastered the preliminary skills necessary for understanding this course)

Too easy (student has already mastered all the concepts covered in this course)

**Do not return original course materials until you have received your new materials.** Original course materials must be returned in reusable condition. Christian Liberty will charge you for materials returned that are not reusable.

Head of Household \_\_\_\_\_ Family ID \_\_\_\_\_ Date \_\_\_\_\_

Student's Name \_\_\_\_\_ Student ID \_\_\_\_\_ Grade Level \_\_\_\_\_

**The following items are listed on the packing list but were not received.** (They were not marked "B," "C," or "D.")

Course Title \_\_\_\_\_ Course Number \_\_\_\_\_

Textbook  Workbook  Tests  Course Instructions  Answer Key

Other \_\_\_\_\_

Course Title \_\_\_\_\_ Course Number \_\_\_\_\_

Textbook  Workbook  Tests  Course Instructions  Answer Key

Other \_\_\_\_\_

Course Title \_\_\_\_\_ Course Number \_\_\_\_\_

Textbook  Workbook  Tests  Course Instructions  Answer Key

Other \_\_\_\_\_

**I would like the following courses added to my student's curriculum.** I understand that regardless of when this material is received, it will be due by the student's ending date.

Course Title \_\_\_\_\_ Course Number \_\_\_\_\_

Course Title \_\_\_\_\_ Course Number \_\_\_\_\_

Course Title \_\_\_\_\_ Course Number \_\_\_\_\_

**I would like the following courses deleted from my student's curriculum.** The student will not submit this work to CLH for grading. Note: Christian Liberty Homeschools will not delete required or completed courses.

Course Title \_\_\_\_\_ Course Number \_\_\_\_\_

Course Title \_\_\_\_\_ Course Number \_\_\_\_\_

Course Title \_\_\_\_\_ Course Number \_\_\_\_\_

**The following items have been lost or misplaced, and require replacement.** I understand there may be a charge for these items and that it will be billed to my account.

Course Title \_\_\_\_\_ Course Number \_\_\_\_\_

Textbook  Workbook  Tests  Course Instructions  Answer Key

Other \_\_\_\_\_

Course Title \_\_\_\_\_ Course Number \_\_\_\_\_

Textbook  Workbook  Tests  Course Instructions  Answer Key

Other \_\_\_\_\_

Course Title \_\_\_\_\_ Course Number \_\_\_\_\_

Textbook  Workbook  Tests  Course Instructions  Answer Key

Other \_\_\_\_\_

**MAIL THIS FORM TO**

Attn: Curriculum Department  
Christian Liberty Homeschools

502 West Euclid Avenue, Arlington Heights, Illinois 60004-5402



**TRANSCRIPT REQUEST FORM**

**PLEASE PRINT CLEARLY**

STUDENT NAME (AS ENROLLED) \_\_\_\_\_ STUDENT ID \_\_\_\_\_ DATE OF REQUEST (MM/DD/YY) \_\_\_\_\_

CURRENT STUDENT NAME (IF DIFFERENT FROM ABOVE) \_\_\_\_\_ DATE OF BIRTH (MM/DD/YY) \_\_\_\_\_

HEAD OF HOUSEHOLD NAME AT TIME OF ENROLLMENT (AS LISTED ON MAILING LABEL OR REPORT CARD) \_\_\_\_\_ FAMILY ID \_\_\_\_\_

WITHDRAW THIS STUDENT FROM CLH?  YES  NO

IS THE FOLLOWING HOUSEHOLD ADDRESS NEW?  YES  NO

**PAYMENT MUST ACCOMPANY THIS FORM**  
Use one form per student.  
You may photocopy this form as needed.  
Charges for transcripts are as follows:  
Per transcript \$5.00\*  
Per fax/email transmission \$5.00  
\* Each student is entitled to one (1) free transcript.

CURRENT ADDRESS (HEAD OF HOUSEHOLD) \_\_\_\_\_

CITY \_\_\_\_\_ STATE \_\_\_\_\_ ZIP \_\_\_\_\_

PHONE (HOME) \_\_\_\_\_ PHONE (OTHER - SPECIFY) \_\_\_\_\_

HEAD OF HOUSEHOLD EMAIL \_\_\_\_\_

STUDENT ADDRESS (IF DIFFERENT FROM HEAD OF HOUSEHOLD) \_\_\_\_\_

CITY \_\_\_\_\_ STATE \_\_\_\_\_ ZIP \_\_\_\_\_

PHONE (HOME) \_\_\_\_\_ PHONE (OTHER - SPECIFY) \_\_\_\_\_

STUDENT EMAIL \_\_\_\_\_

**TRANSCRIPTS WILL BE SENT REGARDLESS OF THE STATUS OF ANY COURSEWORK UNLESS ONE OF THE FOLLOWING HAS BEEN CHECKED.**

WAIT UNTIL ALL ACTIVE GRADE LEVELS ARE COMPLETED

WAIT UNTIL THE FOLLOWING COURSEWORK HAS BEEN GRADED AND POSTED

GRADE LEVEL \_\_\_\_\_ COURSEWORK \_\_\_\_\_

OTHER (SPECIFY) \_\_\_\_\_

**RELEASE SIGNATURE (REQUIRED)**  
  
**X** \_\_\_\_\_  
PARENT/GUARDIAN OR ADULT STUDENT

**TRANSCRIPT DESTINATION 1** # COPIES \_\_\_\_\_  
 PARENT/GUARDIAN  ELEMENTARY/HIGH SCHOOL  COLLEGE/UNIVERSITY  OTHER

COMPLETE NAME (IF OTHER THAN PARENT/GUARDIAN) \_\_\_\_\_

COMPLETE ADDRESS (IF OTHER THAN PARENT/GUARDIAN) \_\_\_\_\_

ADDRESS LINE 2 \_\_\_\_\_

CITY \_\_\_\_\_ STATE \_\_\_\_\_ ZIP \_\_\_\_\_

ADDITIONAL SERVICES REQUESTED (EXTRA \$5.00 EACH) \_\_\_\_\_

FAX TO \_\_\_\_\_ ATTN \_\_\_\_\_

EMAIL TO \_\_\_\_\_

**TRANSCRIPT DESTINATION 2** # COPIES \_\_\_\_\_  
 PARENT/GUARDIAN  ELEMENTARY/HIGH SCHOOL  COLLEGE/UNIVERSITY  OTHER

COMPLETE NAME (IF OTHER THAN PARENT/GUARDIAN) \_\_\_\_\_

COMPLETE ADDRESS (IF OTHER THAN PARENT/GUARDIAN) \_\_\_\_\_

ADDRESS LINE 2 \_\_\_\_\_

CITY \_\_\_\_\_ STATE \_\_\_\_\_ ZIP \_\_\_\_\_

ADDITIONAL SERVICES REQUESTED (EXTRA \$5.00 EACH) \_\_\_\_\_

FAX TO \_\_\_\_\_ ATTN \_\_\_\_\_

EMAIL TO \_\_\_\_\_

**PAYMENT**  VISA  MASTERCARD  DISCOVER  CHECK/MONEY ORDER (ENCLOSED)

CARD NUMBER

\_\_\_\_\_

EXPIRATION DATE (REQUIRED)

\_\_\_\_\_  
MONTH

\_\_\_\_\_  
YEAR

AMOUNT \$ \_\_\_\_\_

**X** \_\_\_\_\_  
AUTHORIZED SIGNATURE OF CARDHOLDER (REQUIRED)

**PAYABLE TO** CHRISTIAN LIBERTY HOMESCHOOLS

**MAIL TO** ATTN: TRANSCRIPT DEPT.  
CHRISTIAN LIBERTY HOMESCHOOLS  
502 WEST EUCLID AVENUE  
ARLINGTON HEIGHTS, IL 60004-5402

**FAX TO** 847-259-2443  
(CHARGE CARD PAYMENTS ONLY)

## REPORT CARD ADJUSTMENT REQUEST FORM

Use this form to notify Christian Liberty Homeschools of a problem found on your student's report card. Use one form per student. You may photocopy this form as needed to address additional problems.

Date of Request \_\_\_\_\_ Family ID \_\_\_\_\_

Head of Household (last, first) \_\_\_\_\_

(As listed on mailing label or report card)

Family's Current Address \_\_\_\_\_

(Check if new) \_\_\_\_\_ Phone ( \_\_\_\_\_ ) \_\_\_\_\_ - \_\_\_\_\_

Parent/Guardian Signature \_\_\_\_\_

### Student Information

Student's Name \_\_\_\_\_ Student ID \_\_\_\_\_

Grade Level on Report Card \_\_\_\_\_ (This may not be the same as the student's most current grade level.)

### Course Information

I have received my report card and I have questions about the following course:

Course Title \_\_\_\_\_ Course Number \_\_\_\_\_

Test Number(s) \_\_\_\_\_ Daily Work \_\_\_\_\_

Comments \_\_\_\_\_

\_\_\_\_\_  
\_\_\_\_\_

### Choose All Options That Apply

**I submitted work during this period but the score is not reflected on the report card.**

My records show that I submitted this work on \_\_\_\_\_  
(Date)

I sent the following components of this course: (Mark all that apply)

R&I Sheet     Test(s) \_\_\_\_\_     Daily Work (specify) \_\_\_\_\_

Other Items I sent in the same package/envelope along with the missing work:

\_\_\_\_\_  
\_\_\_\_\_

I sent the work by:

United States Postal Service (USPS)     United Parcel Service (UPS)     Federal Express (FedEx)

Other \_\_\_\_\_

**I received a score for work that I did not submit.** (specify) \_\_\_\_\_

\_\_\_\_\_

**I am requesting an explanation of the score my student received.**

#### MAIL THIS FORM TO

Attn: Customer Service Research Department  
Christian Liberty Homeschools  
502 West Euclid Avenue, Arlington Heights, Illinois 60004-5402



**CHRISTIAN  
LIBERTY**  
HOMESCHOOLS

502 West Euclid Avenue  
Arlington Heights, Illinois 60004-5402

(800) 348-0899  
custserv@homeschools.org  
www.homeschools.org

A Ministry of the Church of Christian Liberty Since 1967

## AUTHORIZATION FORM

Christian Liberty Homeschools (CLH) guards its families' privacy by limiting access to student and family information to the parent or legal guardian as indicated on the enrollment application. A parent/legal guardian must use this form to give us permission to share private information with authorized third parties such as tutors, grandparents, or English-speaking surrogates. We will not respond to any inquiry made without your expressed written permission. We request that you make your Family ID and Student ID available to all *authorized* persons, but recommend that you carefully limit access to these numbers.

**Unless you list specific students, this form will apply to all students enrolled under your Family ID number.**

| Name    | Student ID | Name    | Student ID |
|---------|------------|---------|------------|
| 1 _____ | _____      | 2 _____ | _____      |
| 3 _____ | _____      | 4 _____ | _____      |

**In addition to myself, the following ADULTS (see † on back) may have information as indicated:**  
(Please indicate the level\* of access. If no indication is given, we will assume LEVEL 1, or *full* access.)

|                 |                                            |                                               |                                               |                                 |
|-----------------|--------------------------------------------|-----------------------------------------------|-----------------------------------------------|---------------------------------|
| _____           | <input type="checkbox"/> LEVEL 1<br>(Full) | <input type="checkbox"/> LEVEL 2<br>(Limited) | <input type="checkbox"/> LEVEL 3<br>(Minimal) | <input type="checkbox"/> REMOVE |
| PRINT full name |                                            |                                               |                                               |                                 |
| _____           | <input type="checkbox"/> LEVEL 1<br>(Full) | <input type="checkbox"/> LEVEL 2<br>(Limited) | <input type="checkbox"/> LEVEL 3<br>(Minimal) | <input type="checkbox"/> REMOVE |
| PRINT full name |                                            |                                               |                                               |                                 |
| _____           | <input type="checkbox"/> LEVEL 1<br>(Full) | <input type="checkbox"/> LEVEL 2<br>(Limited) | <input type="checkbox"/> LEVEL 3<br>(Minimal) | <input type="checkbox"/> REMOVE |
| PRINT full name |                                            |                                               |                                               |                                 |
| _____           | <input type="checkbox"/> LEVEL 1<br>(Full) | <input type="checkbox"/> LEVEL 2<br>(Limited) | <input type="checkbox"/> LEVEL 3<br>(Minimal) | <input type="checkbox"/> REMOVE |
| PRINT full name |                                            |                                               |                                               |                                 |

(Required)

\_\_\_\_\_  
Signature of Parent or Guardian  
(as listed on the original application)

\_\_\_\_\_  
Family ID or  
Student ID

\_\_\_\_\_  
Date \*\*

\* A description of the levels can be found on the back of this form.

\*\* This form, signed on this date, will supersede all authorization and/or consent forms previously submitted by you.

### EXPLANATION OF AUTHORIZATION LEVELS

- LEVEL 1** Full access to all account information and authorized to request changes at all levels. This includes address changes, withdrawal from the program, etc. (Usually the legal parent or guardian, or the English-speaking surrogate<sup>†</sup>.)
- LEVEL 2** May request curriculum adjustments or information. May have access to financial information such as balance owed or extension quarters paid. Includes level 3 privileges. (Usually the teacher or tutor if not legal parent or guardian.)
- LEVEL 3** May request certificate of enrollment or transcript records (e.g., divorced parent who is helping to pay but is not authorized to direct the education of the student).
- REMOVE** Was granted access by you at some previous date, but is no longer allowed access to your family or student information.

<sup>†</sup> Christian Liberty Homeschools (CLH) materials are in the English language. Also, we require that the individual initiating any communications with CLH concerning a particular student be the parent or legal guardian. Therefore, parents who are not sufficiently fluent in English to communicate with CLH or to instruct, supervise, and evaluate their student, must appoint someone knowledgeable in English to provide the academic and administrative oversight required by CLH policies. Such a person must be a responsible adult authorized by the parent or legal guardian and registered with CLH by means of this authorization form.

CLH policy prohibits underage students (under eighteen years old) who are enrolled in its programs from obtaining and/or changing information related to the family.



**CHRISTIAN LIBERTY HOMESCHOOLS**

502 West Euclid Avenue  
Arlington Heights, Illinois 60004  
(800) 348-0899  
custserv@homeschools.org

**ENROLLMENT REFERRAL FORM**

**New family referred**

**Before you submit your referral, have you...**

- Included your family information, especially your Family ID?
- Included all information about the new family you are referring?
- Read the terms and conditions listed below?

Family Name \_\_\_\_\_  
First Last

Spouse \_\_\_\_\_  
First Last

Address \_\_\_\_\_  
 \_\_\_\_\_

City \_\_\_\_\_ State \_\_\_\_\_ Zip \_\_\_\_\_

Date Referred \_\_\_\_\_

KEEP THIS INFORMATION FOR YOUR RECORDS

**TERMS AND CONDITIONS**

**REFERRALS**

**VOUCHERS**

1. This referral form may be photocopied as many times as needed.
2. There is no limit to the number of families you may refer.
3. One voucher is awarded for each referred new family who enrolls in Christian Liberty Homeschools (CLH) under either the *CLASS Administration Plan* or the *Family Administration Plan*. A new family is defined as one that has never been enrolled with CLH.
4. Referral forms should not be submitted until AFTER the new family enrolls. If the new family has not yet enrolled, the referral form will be returned.
5. Your CLH family ID number is required to submit a referral. A new family may not submit a referral form until after they are enrolled and are issued their own family ID.
6. If more than one referral is received for a new family, only the first referral received (after the new family has enrolled) will be honored.

1. Vouchers must be submitted with a valid enrollment.
2. Vouchers may not be used for enrollment applications already received or in process.
3. Vouchers are valid for tuition only at the time of enrollment. They may not be used for any other charges, costs, or Christian Liberty Press purchases. Vouchers have no cash value.
4. Christian Liberty will only honor ORIGINAL vouchers. Copies, facsimiles, or other reproductions will not be accepted.
5. Vouchers expire two years from the issue date.
6. Christian Liberty will not replace lost or stolen vouchers. At the discretion of CLH, damaged vouchers may be replaced if the remains of the original document are returned to CLH with a letter of identification and explanation.
7. Vouchers may be given to another family for use toward their enrollment.

Detach here



**CHRISTIAN LIBERTY HOMESCHOOLS**

502 West Euclid Avenue  
Arlington Heights, Illinois 60004  
(800) 348-0899  
custserv@homeschools.org

**ENROLLMENT REFERRAL FORM**

*Instructions available on reverse side*

Date \_\_\_\_\_

Dear Christian Liberty,

Please send us our \$50.00 tuition voucher as soon as you ship the books for this new family.

*Submit this form AFTER the new family has enrolled*

RETURN THIS PORTION TO CHRISTIAN LIBERTY

**Your family information**

**New family's information**

Family ID (REQUIRED) \_\_\_\_\_

Family Name \_\_\_\_\_  
First Last

Spouse \_\_\_\_\_  
First Last

Address \_\_\_\_\_  
 \_\_\_\_\_

City \_\_\_\_\_ State \_\_\_\_\_ Zip \_\_\_\_\_

Phone \_\_\_\_\_

Family Name \_\_\_\_\_  
First Last

Spouse \_\_\_\_\_  
First Last

Address \_\_\_\_\_  
 \_\_\_\_\_

City \_\_\_\_\_ State \_\_\_\_\_ Zip \_\_\_\_\_

OFFICE USE ONLY

### REFERRAL INSTRUCTIONS

Please print clearly. Unreadable information may result in an unusable referral.

#### YOUR FAMILY INFORMATION

Most of the information required can be found on the Packing List / Master Assignment Sheet for any of your students. To facilitate processing, information for the referral should be identical to that found on the Packing List. If there are errors in your name or address, the corrections may be submitted with the referral, but should be on separate paper.

**Family ID:** Your family identification number can be found above your address on the Packing List / Master Assignment Sheet and on most other correspondence from Christian Liberty.

**Family Name:** The first and last name of the head of household. This should be printed the same as it appears in the address on your student's Packing List. If, for example, you enrolled under the name "William Jones," you should write it the same; not as "Will Jones," "W. Jones," or "Bill Jones."

**Spouse:** The first and last name of the head of household's spouse. You do not need to rewrite the last name if it is the same.

**Address (including City, State, and Zip):** Your full address. If you have a foreign address, you may modify the address lines to make it fit.

**Phone:** Your phone number where you can be reached should there be any questions or problems.

#### NEW FAMILY'S INFORMATION

It is imperative that the information listed here be as accurate and complete as possible. If CLH cannot locate the new family in our computer, we will be unable to send a tuition voucher.

**Family Name:** The first and last name of the head of household. This should be the family's legal name since this is required on our enrollment application.

**Spouse:** The first and last name of the head of household's spouse. You do not need to rewrite the last name if it is the same.

**Address (including City, State, and Zip):** The full address of the family. If it is a foreign address, you may modify the address lines to make it fit.

#### MAIL YOUR ENROLLMENT REFERRAL FORM TO

Christian Liberty Homeschools  
502 West Euclid Avenue  
Arlington Heights, IL 60004-5202



**CHRISTIAN LIBERTY HOMESCHOOLS  
CUSTOMER SERVICE CALL LOG**

On \_\_\_\_\_, at \_\_\_\_\_, I spoke with \_\_\_\_\_ in Customer Service.  
Date Time Name

I asked about: \_\_\_\_\_

\_\_\_\_\_

The result was: \_\_\_\_\_

\_\_\_\_\_

On \_\_\_\_\_, at \_\_\_\_\_, I spoke with \_\_\_\_\_ in Customer Service.  
Date Time Name

I asked about: \_\_\_\_\_

\_\_\_\_\_

The result was: \_\_\_\_\_

\_\_\_\_\_

On \_\_\_\_\_, at \_\_\_\_\_, I spoke with \_\_\_\_\_ in Customer Service.  
Date Time Name

I asked about: \_\_\_\_\_

\_\_\_\_\_

The result was: \_\_\_\_\_

\_\_\_\_\_

On \_\_\_\_\_, at \_\_\_\_\_, I spoke with \_\_\_\_\_ in Customer Service.  
Date Time Name

I asked about: \_\_\_\_\_

\_\_\_\_\_

The result was: \_\_\_\_\_

\_\_\_\_\_

### Planning Worksheet

This form may be a helpful guide to schedule planning for your student.

**Student Name:** \_\_\_\_\_

**Student ID #:** \_\_\_\_\_

| Subject                   | Title of Book | Number of Pages | Number of Tests or Exams | # of Weeks in Homeschool Year | Approximate # of Pages per Week |
|---------------------------|---------------|-----------------|--------------------------|-------------------------------|---------------------------------|
| Bible                     |               |                 |                          |                               |                                 |
| Readers and/or Literature |               |                 |                          |                               |                                 |
|                           |               |                 |                          |                               |                                 |
| Phonics                   |               |                 |                          |                               |                                 |
| Grammar                   |               |                 |                          |                               |                                 |
| Handwriting               |               |                 |                          |                               |                                 |
| Spelling                  |               |                 |                          |                               |                                 |
| Mathematics               |               |                 |                          |                               |                                 |
| Science                   |               |                 |                          |                               |                                 |
| History                   |               |                 |                          |                               |                                 |
| Geography                 |               |                 |                          |                               |                                 |
| Government                |               |                 |                          |                               |                                 |
| Economics                 |               |                 |                          |                               |                                 |
| Misc. course              |               |                 |                          |                               |                                 |

NOTE: *Not all courses listed above will be used with each grade level.  
You may copy this form for each of your students each year.*

Lesson plans, in their simplest form, help you to stay on schedule so that you can complete the lessons according to your plan for the year. This form is a simple way to see how much of a subject you need to cover each day in order to stay on your schedule. Look at the calendar for the year, then subtract the planned time away from schoolwork (such as vacation and holidays) to decide how many weeks you plan to do school work. Simply fill out the form and divide up the work into the number of weeks in your schedule. This will provide a good guideline for evaluating how well you are progressing in your schedule.

# —GLOSSARY—

---

- achievement test**—A nationally normed test which you administer to your student. CLH uses the scores obtained to make sure any courses we assign are appropriate.
- course instructions**—a printed sheet giving detailed instructions for completing the related assigned course
- curriculum adjustment**—adding, dropping, or exchanging courses in your assigned curriculum
- daily work**—workbook or other written assignments, exclusive of tests
- family ID**—your family’s computer identification number, which may or may not be numerically similar to your student’s Student ID.
- information packet**—a mailing sent upon request, which describes the CLH program
- initial shipment**—the first materials a new enrollee in grades 2–12 receives from CLH, separate from the main curriculum shipment (See The Teacher’s Guide)
- Master Assignment Sheet**—printed sheet listing your assigned courses and the materials sent for each course
- packing list**—*See* Master Assignment Sheet.
- Placement test**—A test designed to identify the most appropriate grade level for a student. CLH uses TestPoint, an online test specific to each grade level from K through 12. (Only available the first year a student is enrolled.)
- Report & Identification Sheet (R & I)**—a printed sheet on which you identify and summarize daily work, and record completion dates and the percentage score for a particular course
- report card adjustment**—CLH changes a grade recorded incorrectly or works with you to resolve a missing grade
- reusable condition**—like new, has not been written in, and has no personalized labels attached
- Student ID**—your student’s identification number
- scannable**—electronic grading format used for many tests produced by CLH
- shipping date**—date your main curriculum shipment left CLH
- The Teacher’s Guide**—a large folded sheet which shows you how to organize your CLH materials



# —INDEX—

## Index

---

### A

---

Achievement tests  
 pre-testing 9–11, 35  
 student records 51  
 types of 51

ACT scores 11, 68

Addresses  
 change of address form 77  
 shipping 21

Adjustment request  
 curriculum 36, 77, 81, 81–82  
 report card 57, 61, 77, 84

Advanced Kindergarten Program 11

Algebra  
 assistance 49  
 requirements 39, 40, 41  
 tutorial 49–50

Answer keys  
 student access to. *See* Integrity standards

Anthem. *See* CLH: anthem

Art 33–34, 42

Assistance  
 algebra 49  
 math 49

Athletic activities 34

Attendance records 51

Authorization Form  
 for access to personal information  
 13, 15, 77, 85

---

### B

---

Back-orders 15

Billing 19–22

Book reports 45–48

---

### C

---

California Achievement Test

qualifying for courses 11, 35  
 student records 51

Cancellation  
 initiated by CLH 22  
 initiated by family 21, 22

Caps and gowns  
 for graduation 65

CAT. *See* California Achievement Test

Certificate of Completion  
 kindergarten. *See* Diplomas  
 special status. *See* Diplomas

Certificate of enrollment 52

Challenging a grade. *See* Integrity standards

Change of address form 77, 78

Charge cards  
 payments by 17, 19  
 types accepted 10, 17

Cheating. *See* Integrity standards

CLASS Administration Plan  
 academic records 9  
 choosing courses 11  
 diplomas 9, 65  
 graduation requirements 39–41  
 overview 10  
 record keeping service 10  
 report cards 9, 10, 61–63  
 special status 37  
 switching to 9  
 test submission 9, 53, 54  
 transcripts 9, 67–69  
 tuition 19

CLASS Plan. *See* CLASS Administration Plan

Class rings 65, 73

CLH  
 anthem 74  
 logo 73  
 mascot 73–74  
 school colors 73

Colleges  
 CLASS students accepted by 11, 43

Communicating with CLH  
 confidentiality 15  
 customer service 16–18  
 methods of 16–17

Computer, use of  
 spell check 55  
 word processing 55

Confidentiality  
 release of information 15  
 release signature 67  
 third party requests 15  
 when communicating with CLASS  
 15

Contacting CLH. *See* Communicating with CLH

Copying  
 cheating. *See* Integrity standards  
 making copies. *See* Photocopying

Course  
 choice 10, 11, 35, 40  
 failure 58–60  
 load 27, 39–40  
 retake 58

Course grades, final  
 book reports 45  
 daily work and tests 57–60  
 kindergarten 33  
 report cards 61–63

Credit  
 academic 67  
 cards. *See* Charge cards  
 your account (refunds) 22

Cumulative records. *See also* School records

Curriculum  
 adjustment request form 77, 81  
 adjustments 36–37  
 delivery times 12  
 independent Bible 37, 42  
 individual courses 37  
 modifications to. *See* Curriculum:  
 adjustments  
 remedial assignments 36  
 special status 37  
 supplemental material 37

Cursive writing 55

Customer Service

assistance 10–11

Customer service call log 77

D

Daily work

copying. *See* Integrity standards

Family Plan 9

grading policy 57–58

kindergarten 33

standards 55

submission of 54–55

mailing address 53

Delinquency fees 20

Difficult curriculum

courses needing more time 29

kindergarten 11

subjects hard to complete 28–30

Diplomas

CLASS Plan 9. *See also* Certificate of Completion

eighth grade 9–10, 65

Family Plan 9

high school 65

requirements for 39–40

special status 65

twelfth grade 9–10, 65

Driver's Education 42

E

Early Bird enrollment. *See* Enrollments: Early Bird

Email address

algebra assistance 49

for contacting customer service 16

math assistance 49

Ending dates 12, 61

English fluency requirement 13

Enrollments

by fax 10, 17

by mail 10

choosing a plan 9

delivery times 12

Early Bird 12

English fluency requirement 13

Family Plan 9

first grade 11

grades 2-12 11

hardship appeal 20

kindergarten 11

online 10

procedure 10

re-enrollment 13

transferring between plans 9

transferring to CLH 12

Entrance tests

scores on transcripts 69

student records 51

Expedite service. *See* Transcripts:

Expedite service

Explanation of scores 50

Expulsion from CLH 58

Extensions

allowable number of 20

fees for 20

Extra-curricular activities

keeping records 51

F

Failing a course. *See* Course failure

Family Administration Plan

academic credit 9

choosing this plan 9

daily work submission 9

diplomas 9

enrollments 9

grading 9

overview 11

record keeping 9

report cards 9

R&I sheets 9

school organization documents 51

Student ID labels 9

switching to 9

test submission 9

transcripts 9

tuition 19

Family IDs

defined 15

on report cards 63

Family Plan. *See* Family Administration Plan

Fax enrollments 10

Fees

delinquency 20

for chargeable courses 11, 20

for extensions 20

for returned checks 21

for transcripts 21

lost materials 21

Flex-time schedule 28–29

Foreign

addresses 21, 54

challenging test scores 57

curriculum delivery 12

mailing copies of tests 54

report card adjustment 61

shipments 21

Founding documents 51. *See also*

G

Gifted children

resources. *See also* Special education

Good student discount 52

Grade level

cumulative records for 52

ending dates 12

extensions 20, 60, 63

Grading

CLASS Administration Plan 57–60

CLH grading scale 58

diplomas, awarding of 65

disputing of score 57

expediting transcripts 69

Family Plan 9

good student discount 52

integrity standards 58–60

policies 57–60

processing time 68

regrading tests 57

work permit 52

Graduation

academic records 11

cumulative records stored 52

diplomas for 65

eighth and twelfth grades 10

kindergarten certificate 65

on-campus ceremony 65

requirements 39–42, 58

special status certificate 65

H

Handwriting  
 cursive 55  
 erasable pen 55  
 grades 4-12 55  
 grades 7-8 45, 55  
 grades 9-12 45, 55  
 grades K-3 55  
 manuscript 55  
 penmanship 28

Hardship appeal 20

Health  
 courses 34, 42

Holidays. *See* School year calendar

Home-school correspondence  
 16-17, 35, 51. *See also* Communicating with CLH

Home School Legal Defense Association 9, 70

HSLDA. *See* Home School Legal Defense Association

---

 I
 

---

ID cards 10

Incomplete courses 67

Incorporation papers. *See* School organization documents

Independent Bible  
 courses 37, 42  
 policy 37  
 submit home-school transcript 52

Independent home schools, credit from 9, 52

Individual courses 37

Information-packet service  
 Toll-free 18

Initial shipments  
 and achievement tests 11

Insufficient funds 21

Integrity standards  
 in regard to cheating and plagiarism 58-60

Iowa Basic Skills Test  
 student records 51

---

 K
 

---

Kindergarten  
 advanced program 11

certificate of completion 9-11, 61  
 course instructions 33  
 final grades 61  
 standard program 11

---

 L
 

---

Legal  
 cases, request for transcript 69  
 challenges 9, 70. *See also* Home School Legal Defense Association; School organization documents  
 guardian 13  
 local ordinances 51  
 state law compliance 70

Lesson planning 30-31

Local ordinances. *See* School organization documents

Logo. *See* CLH: logo

Lost materials. *See* Missing materials

---

 M
 

---

Mailing  
 address 53  
 enrollments 10  
 work to CLASS 53-55

Mandated courses. *See* School organization documents

Manuscript writing 55

Mascot. *See* CLH: mascot

Master Assignment Sheet  
 packing list 12, 15, 27

Math assistance 49

Matriculation requirements. *See* Minimum credit requirements

Minimum credit requirements  
 for graduation 39  
 for math and science 41  
 for transfer students 40-41

Missing material  
 curriculum 15, 21  
 daily work 55  
 tests 54

Modified traditional schedule 28-29

Money matters  
 cancellation & refund policy 21-22  
 fees 20-21  
 referral program 19

shipping 21  
 time payment plan 20, 23  
 tuition and payments 19

Money order  
 payments by 10

Music 33-34  
 high school requirements 39-40, 42  
 scheduling time for 28-29  
 school records 51

---

 O
 

---

On-campus graduation ceremony 65

Online. *See* Website

Oral work  
 kindergarten 33  
 presentations  
 art, music, physical education 34  
 quizzes 31

Organizing your home school 27

Overseas. *See* Foreign

---

 P
 

---

Packing list. *See* Master Assignment Sheet

Payment  
 by charge card 10  
 by check 10  
 by money order 10  
 late charges 20

Penmanship. *See* Handwriting

Philosophy statements 51. *See also* School organization documents

Phone numbers 16-18

Photocopying  
 acceptability of 53-54  
 forms 77  
 recommended 77  
 tests 53-54

Physical education 33-34, 42

Plagiarism. *See also* Integrity standards

Planning your school year 27-31  
 daily schedule 28  
 difficult subjects 30  
 flex-time schedule 28-29  
 lesson planning 30-31

modified traditional schedule 28–29  
 school records 51  
 traditional schedule 28–29

Preparing for college  
 website information 42

Pre-testing 11–12

Processing time  
 for coursework 68  
 for enrollments 12  
 for research requests 16  
 for transcripts 68

Promotion. *See* Re-enrollment

Public school authorities  
 dealing with 9–10, 70

---

## Q

---

Quarter ending dates 12, 61  
 QuickScore 63–64

---

## R

---

Receipt verification  
 of mailed course work 53

Record-keeping forms 51, 77

Record keeping service  
 CLASS Plan 10

Records. *See* School records

Re-enrollment  
 promotion 13  
 requirements for 13  
 when to re-enroll 13

Refund policy 21

Regrading tests 57

Release signature  
 for transcript requests 67, 69

Releasing information. *See* Confidentiality

Remedial curriculum 36

Repeat of grade level 60

Report and Identification sheets. *See*  
*also* Daily work  
 art 33–34  
 blank forms 77  
 book reports 45  
 Family Plan 9  
 kindergarten 33  
 music 33–34  
 physical education 33–34  
 report card 63

scannable 53  
 submitting 17, 53–55

Report card adjustments 61, 77

Report cards  
 adjustment request form 77  
 adjustments to 61, 77  
 CLASS Plan 9  
 explanation of 62–63  
 Family Plan 9  
 final grades 61  
 kindergarten 33  
 timely receipt of 12  
 why not mailed 20

Requirements. *See* Minimum credit requirements

Research papers 39–40, 55

Retaking a course 58

Returned checks  
 service fee for 21

Returning  
 curriculum adjustments 36  
 work to CLASS 53–55

R & I sheets. *See* Report and Identification sheets

---

## S

---

SAT scores 11, 68

Scannable documents 53

Scheduling. *See* Planning your school year

School colors 73

School officials. *See* Public school authorities

School organization documents 51

School records. *See also* Cumulative records  
 college-bound 11  
 independent home schools 51  
 why not mailed 67

School supplies, suggested 31

School year calendar 51. *See also* School organization documents

School year, planning 27–31

Science requirements 41

Scores, explanation of 50

Shipping  
 addresses

APO & FPO 21

domestic & foreign 21

dates  
 curriculum 12  
 methods of 21  
 unshipped materials 15

Socialization  
 keeping record of 51

Special education. *See also* Special status

Special status 37  
 certificate of completion awarded for 65  
 repeating grade level because of 60

Spell check function 55

Standard Kindergarten Program 11

Standards of Integrity. *See* Integrity standards

Stanford Achievement Test  
 student records 51

State law compliance 51, 70

State mandated courses  
 agriculture 51  
 citizenship 51  
 state history 51

Statements 19

Student ID. *See also* ID card  
 defined 15  
 labels  
 Family Plan 9  
 kindergarten 33  
 on course work 33, 53–55

Student support 49–50

Submitting work to CLASS 53–55

Supplemental curriculum 37

---

## T

---

Teacher's manuals 59

Teacher-student support 49–50

Tests  
 altering 54  
 California Achievement Test 51  
 CLASS Plan 9–13  
 contacting CLASS about 17–18  
 Copying. *See* Integrity standards  
 correcting 54  
 Family Plan 9  
 grading policy 57–58



how to fill out 53  
 instructions 31  
 Iowa Basic Skills Test 51  
 lost or misplaced 21  
 numbering 62  
 pre-testing 11–12  
 scannable 53  
 Stanford Achievement Test 51  
 submitting 53–55  
 supervision of 31  
 Third party requests  
   general information. *See* Confidentiality  
   transcripts 67  
 Time payment plan 20, 23  
 Traditional scheduling 28–29  
 Transcripts  
   CLASS Plan 9  
   college & scholarship requests 68  
   destination address 67  
   examples of 68  
   expedite service 69  
   Family Plan 9  
   family requests 69  
   final grades 61  
   from other schools 41  
   independent home school 52  
   legal requests 69  
   military requests 69  
   non-college requests 69  
   processing fees 21  
   processing times 68  
   release signature required 67  
   request form 77  
   required for high school 9  
 Transferring  
   between CLASS and Family plans 9  
   to CLASS 12, 40, 52  
 Transition to home school 30  
 Tuition  
   methods of payment 10  
   what it covers 19  
 Tutorial, algebra 49  
 Typing  
   book reports 45  
   daily work 55

---

 U
 

---

Universities

CLASS students accepted by 11  
 Unshipped materials 15

---

 V
 

---

Vacations. *See* School year calendar  
 Verification of receipt 53

---

 W
 

---

Website  
   enrollment 10  
   support section 18. *See also* Teacher-student support

Withdrawing  
   from CLASS 17, 67, 69  
   from previous school 12

Word processing  
   for book reports 45  
   usage of 55

Work permit 52  
 Writing style requirements 55

---

 Y
 

---

YMCA & YWCA 51



# — Notes —

# Contact Christian Liberty Homeschools

**CLH Customer Service**

**(800) 348-0899**

**Email**

**custserv@homeschools.org**

**FAX** — Documents, Enrollments, and Payments  
Credit card only (VISA, Master Card, or Discover only)

**(847) 259-2443**

**Mail**

**502 W. Euclid Ave.  
Arlington Heights, IL 60004-5402**

**CLH Support Website**

**www.support.homeschools.org**

## Important Numbers

**CLH School Code for College Testing**

**140-094**

**Other Homeschool College Testing**

**979-999**

**HSLDA Group Number**

**291004**

**Student**

**SCAN Number**

---

---

---

---

---

---

---

---

---

---

---

---

---

---



**CHRISTIAN  
LIBERTY  
HOMESCHOOLS**